

Formplatten KE- und P-Platten



Inhaltsverzeichnis

KE-Platten

100x130 KE	5
156x156 KE	6
156x196 KE	7
156x246 KE	8
190x246 KE	9
196x196 KE	10
196x296 KE	11
218x246 KE	12
218x296 KE	13
246x246 KE	14
246x296 KE	15
246x346 KE	16
246x396 KE	17
246x446 KE	18
296x296 KE	19
296x346 KE	20
296x396 KE	21
296x446 KE	22
296x496 KE	23
346x346 KE	24
346x396 KE	25
346x446 KE	26
346x496 KE	27
346x546 KE	28
396x396 KE	29
396x446 KE	30
396x496 KE	31
446x446 KE	32
446x496 KE	33
446x546 KE	34
496x496 KE	35

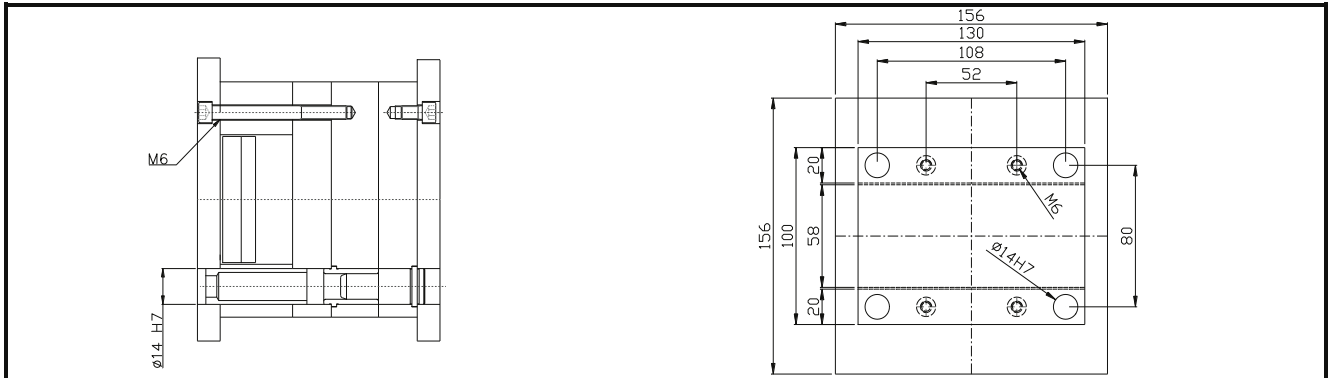
Inhaltsverzeichnis

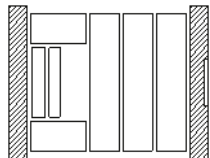

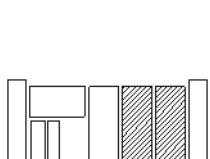

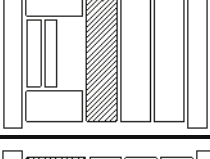
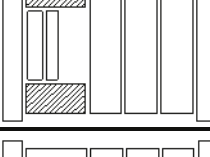
P-Platten

100x130 P	37
156x156 P	38
156x196 P	39
156x246 P	40
190x246 P	41
196x196 P	42
196x296 P	43
218x246 P	44
218x296 P	45
246x246 P	46
246x296 P	47
246x346 P	48
246x396 P	49
246x446 P	50
246x496 P	51
296x296 P	52
296x346 P	53
296x396 P	54
296x446 P	55
296x496 P	56
346x346 P	57
346x396 P	58
346x446 P	59
346x496 P	60
346x546 P	61
396x396 P	62
396x446 P	63
396x496 P	64
446x446 P	65
446x496 P	66
446x546 P	67
496x496 P	68
496x546 P	69
Werkstoffbeschreibung	70

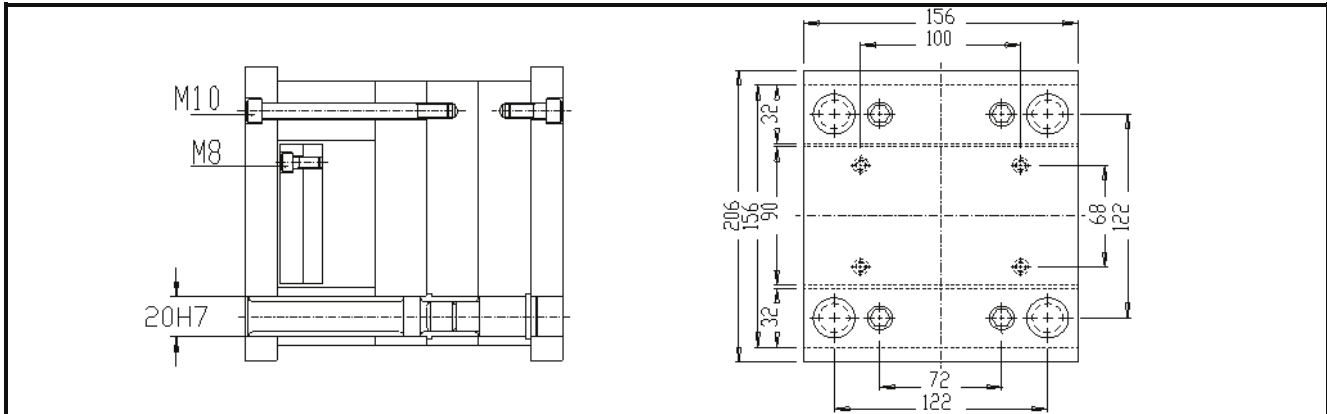
KE-Platten

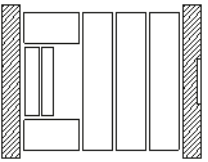

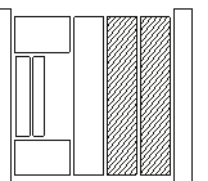
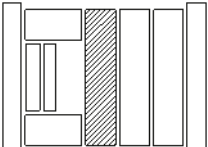
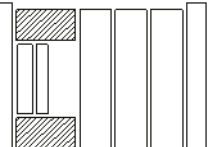
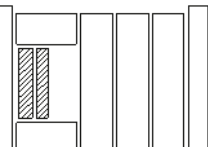
100x130 KE



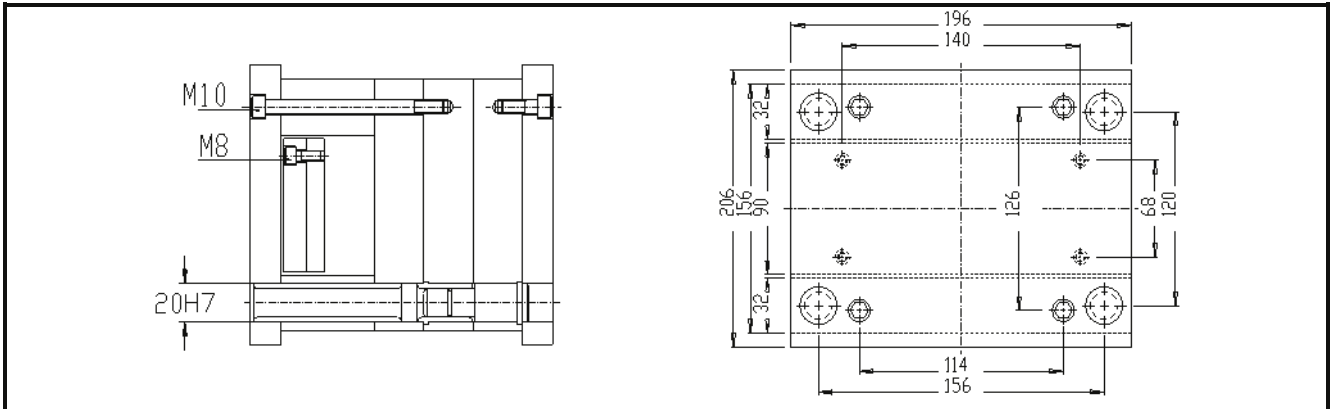
		Stärke	1.1730	1.2767	1.2311	1.2312	1.2085	1.2343	3.4365
	KE1001	22							
	KE1002	22							
	KE1015								
	KE1003	12							
		17							
	KE1004	9							
		12							
		17							
	KE1005	12							
		17							
		22							
		27							
		36							
	KE1010	46							
		56							
mit Aufmaß in Bohrung									
	KE1006	6							
		12							
		17							
	KE1007	27							
		36							
		46							
	KE1008	6							
	KE1009	9							

156x156 KE



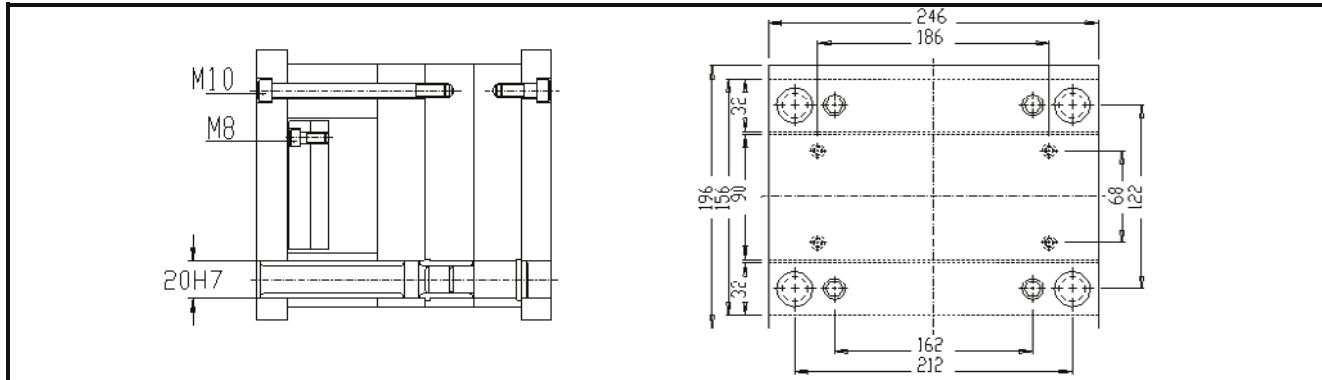
		Stärke	1.1730	1.2767	1.2311	1.2312	1.2085	1.2343	3.4365
	KE1001	22							
		27							
	KE1002	22							
		27							
		27							
	KE1003	17							
		22							
	KE1004	17							
		22							
	KE1005	17							
		22							
		27							
		36							
		46							
	KE1010 mit Aufmaß in Bohrung	56							
		66							
	KE1006	27							
		36							
	KE1007	46							
		56							
		76							
	KE1008	9							
		17							
	KE1009								

156x196 KE



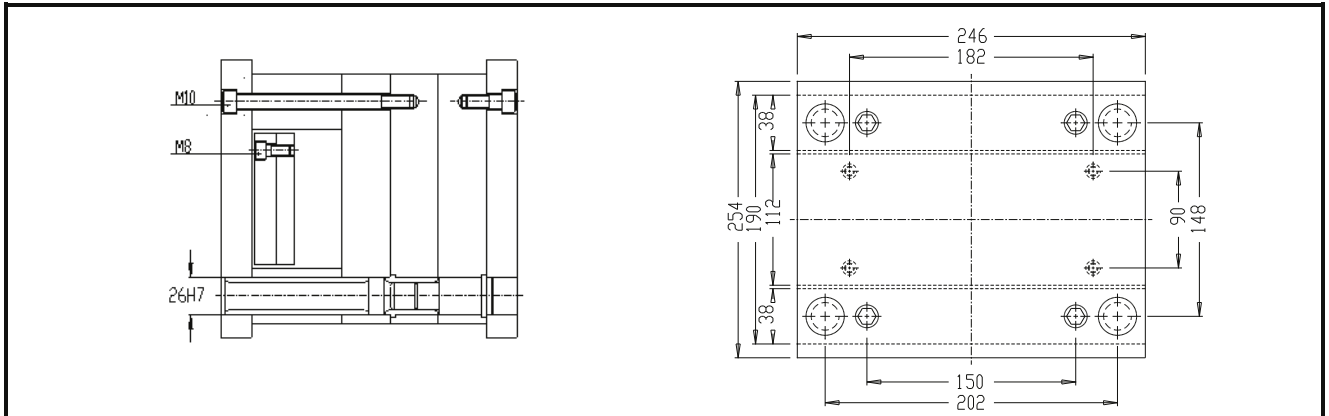
		Stärke	1.1730	1.2767	1.2311	1.2312	1.2343	1.2085	3.4365
	KE1001	22							
		27							
	KE1002	22							
		27							
	KE1015	22							
		27							
	KE1003	17							
		22							
	KE1004	17							
		22							
	KE1005	17							
		22							
		27							
		36							
		46							
	KE1010 mit Aufmaß in Bohrung	56							
		66							
		76							
	KE1006	27							
		36							
	KE1007	46							
		56							
		76							
	KE1008	9							
		17							
	KE1009								

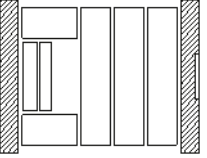

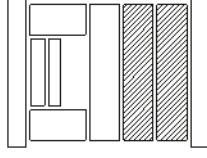
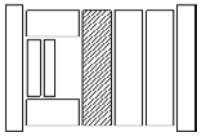
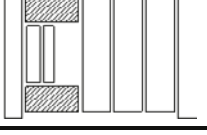

156x246 KE



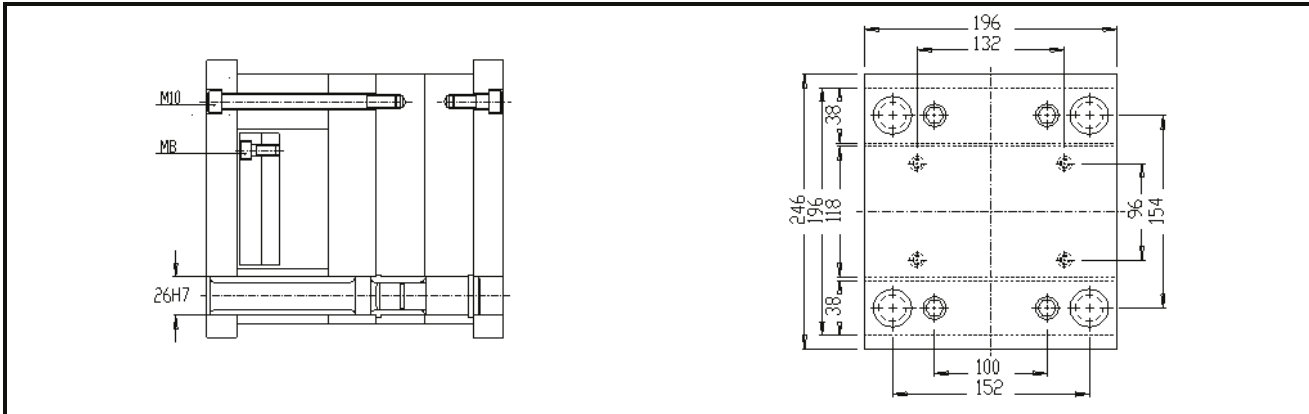
		Stärke	1.1730	1.2767	1.2311	1.2312	1.2085	1.2343	3.4365
	KE1001	22							
		27							
	KE1002	22							
		27							
	KE1015	22							
		27							
	KE1003	17							
		22							
	KE1004	17							
		22							
	KE1005	17							
		22							
		27							
		36							
		46							
	KE1010 mit Aufmaß in Bohrung	56							
		66							
		76							
	KE1006	27							
		36							
	KE1007	46							
		56							
		76							
	KE1008	9							
	KE1009	17							

190x246 KE



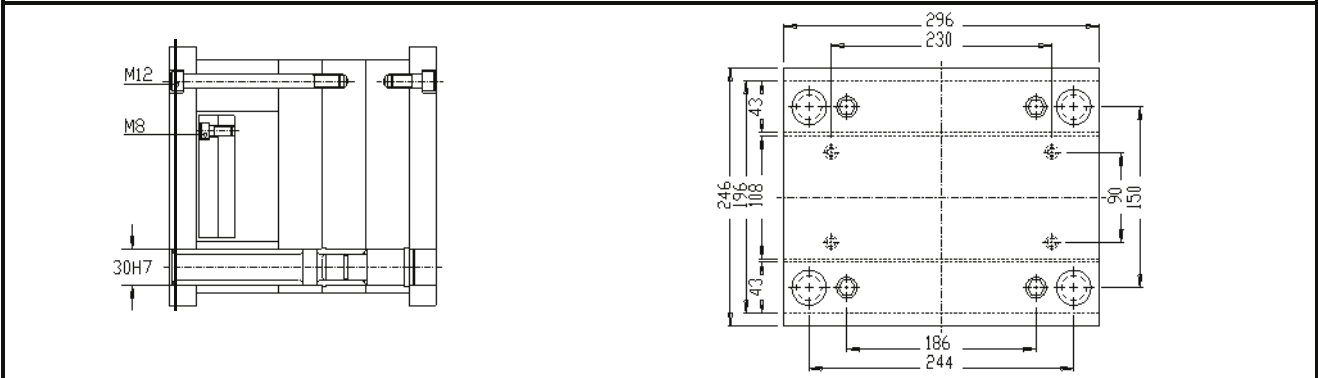
		Stärke	1.1730	1.2767	1.2311	1.2312	1.2085	1.2343	3.4365
	KE1001	22							
		27							
	KE1002	22							
		27							
	KE1015	22							
		27							
	KE1003	17							
		22							
	KE1004	17							
		22							
	KE1005	17							
		22							
		27							
		36							
		46							
	KE1010 mit Aufmaß in Bohrung	56							
		66							
		76							
		86							
		96							
	KE1006	27							
		36							
	KE1007	46							
		56							
		76							
	KE1008	12							
	KE1009	17							

196x196 KE



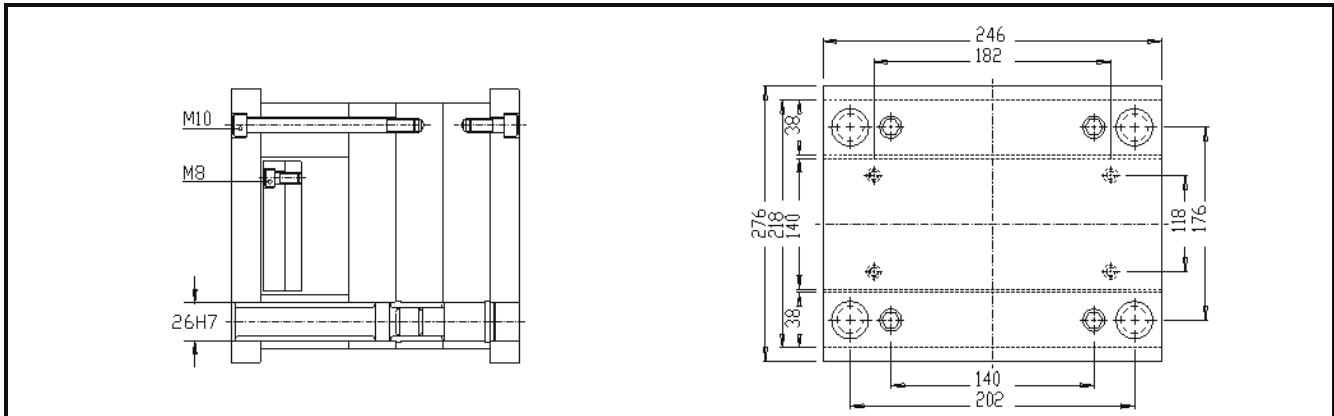
		Stärke	1.1730	1.2767	1.2311	1.2312	1.2085	1.2343	3.4365
	KE1001	22							
		27							
	KE1002	22							
		27							
		27							
	KE1003	17							
		22							
	KE1004	17							
		22							
	KE1005	17							
		22							
		27							
		36							
		46							
	KE1010 mit Aufmaß in Bohrung	56							
		66							
		76							
		86							
	KE1006	96							
		27							
		36							
	KE1007	46							
		56							
		76							
	KE1008	12							
		17							
	KE1009								

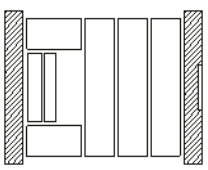
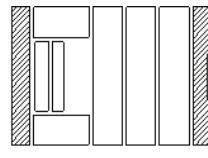
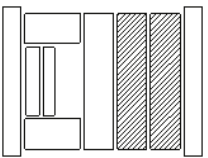

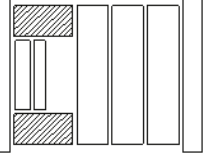
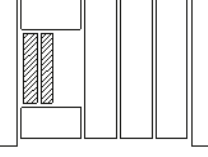
196x296 KE



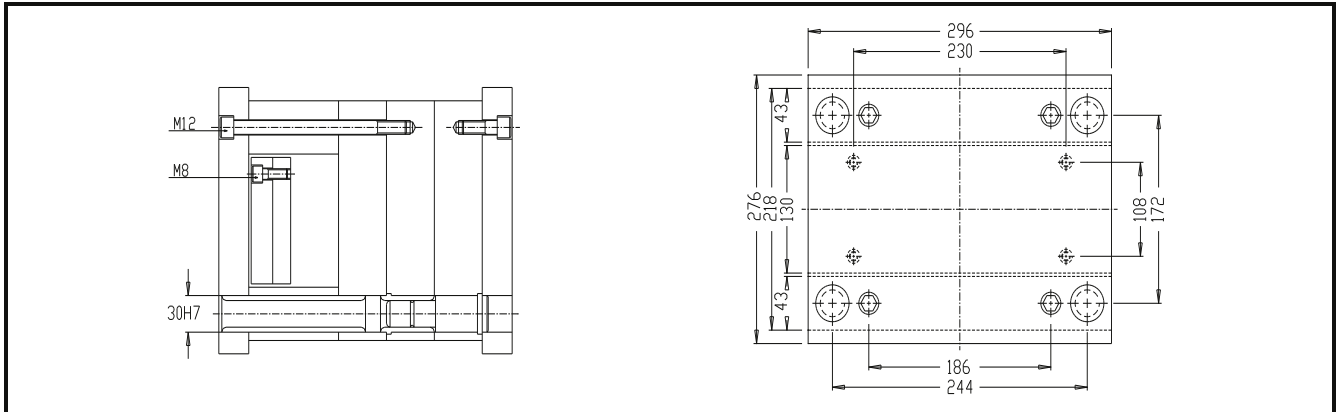
		Stärke	1.1730	1.2767	1.2311	1.2312	1.2085	1.2343	3.4365
	KE1001	27							
		36							
	KE1002	27							
		36							
	KE1015	27							
		36							
	KE1003	22							
		27							
	KE1004	17							
		22							
		27							
	KE1005	17							
		22							
		27							
		36							
		46							
		56							
	KE1010 mit Aufmaß in Bohrung	66							
		76							
		86							
		96							
	KE1006	36							
	KE1007	56							
		76							
		96							
	KE1008	12							
	KE1009	17							

218x246 KE



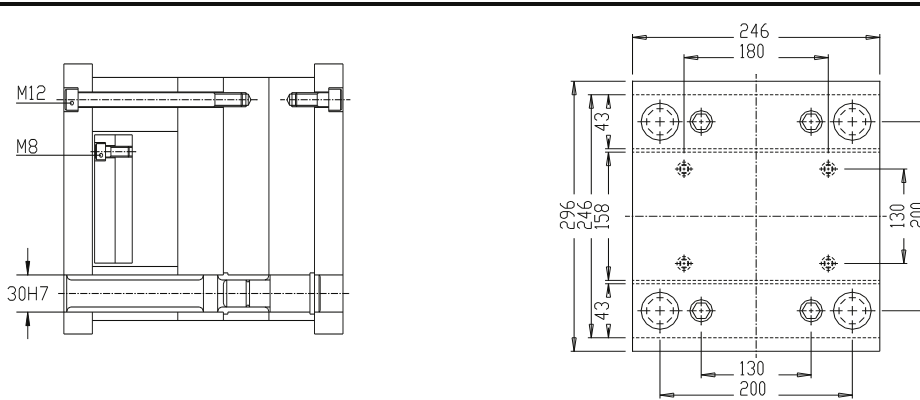
		Stärke	1.1730	1.2767	1.2311	1.2312	1.2085	1.2343	3.4365
	KE1001	22							
		27							
	KE1002	22							
		27							
	KE1015	22							
		27							
	KE1003	17							
		22							
	KE1004	17							
		22							
	KE1005	17							
		22							
		27							
		36							
		46							
	KE1010 mit Aufmaß in Bohrung	56							
		66							
		76							
		86							
		96							
	KE1006	27							
		36							
	KE1007	46							
		56							
		76							
		86							
	KE1008	12							
	KE1009	17							

218x296 KE



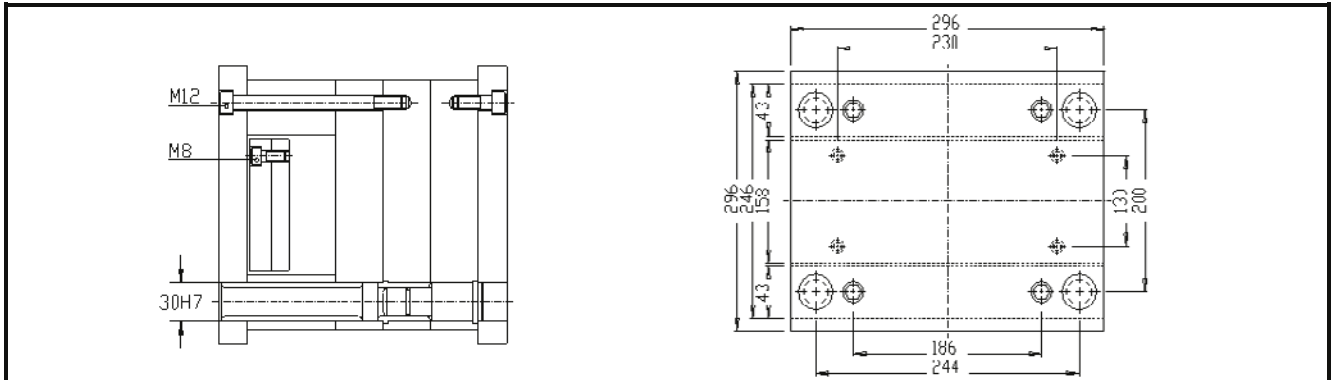
		Stärke	1.1730	1.2767	1.2311	1.2312	1.2085	1.2343	3.4365
	KE1001	27							
		36							
	KE1002	27							
		36							
	KE1015	27							
		36							
	KE1003	22							
		27							
	KE1004	22							
		27							
	KE1005	17							
		22							
		27							
		36							
		46							
		56							
	KE1010 mit Aufmaß in Bohrung	66							
		76							
		86							
		96							
	KE1006	27							
		36							
	KE1007	56							
		76							
		96							
	KE1008	12							
	KE1009	17							

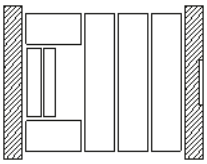
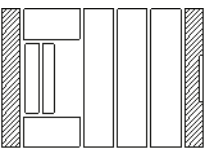
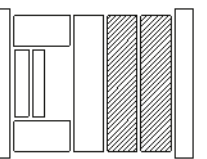
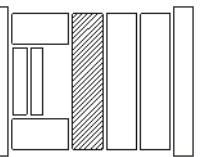
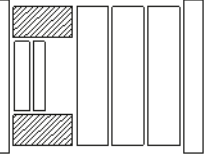
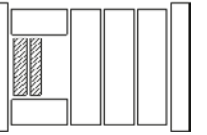
246x246 KE



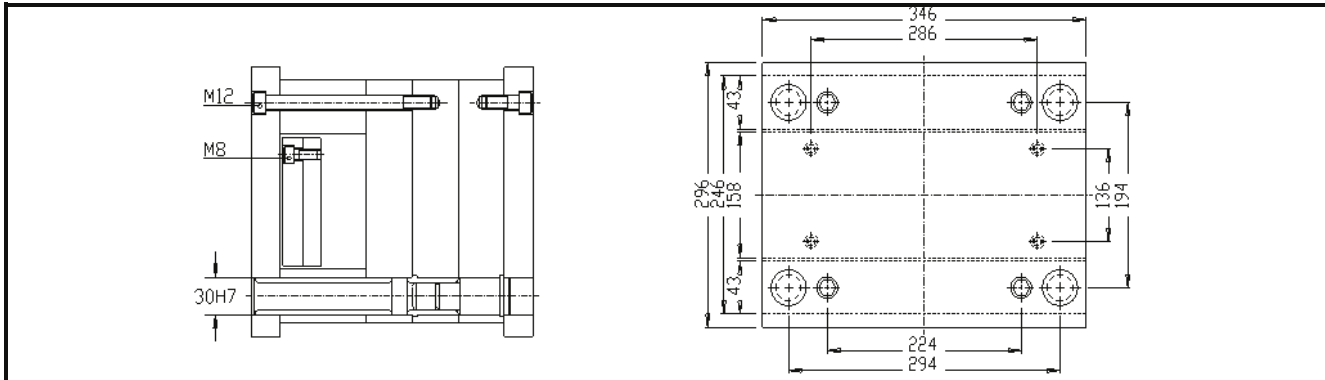
		Stärke	1.1730	1.2767	1.2311	1.2312	1.2085	1.2343	3.4365
	KE1001	27							
		36							
	KE1002	27							
		36							
	KE1015	22							
		27							
	KE1003	22							
		27							
	KE1004	17							
		22							
		KE1005	17						
			22						
27									
KE1010 mit Aufmaß in Bohrung		36							
		46							
		56							
	KE1006	66							
		76							
		86							
	KE1007	96							
		36							
		56							
KE1008	76								
	96								
KE1009	12								
	17								

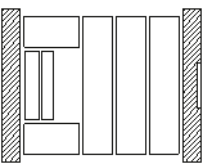

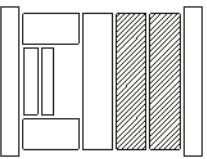
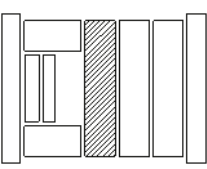
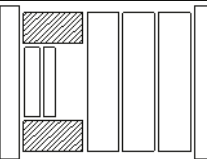
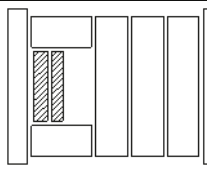
246x296 KE



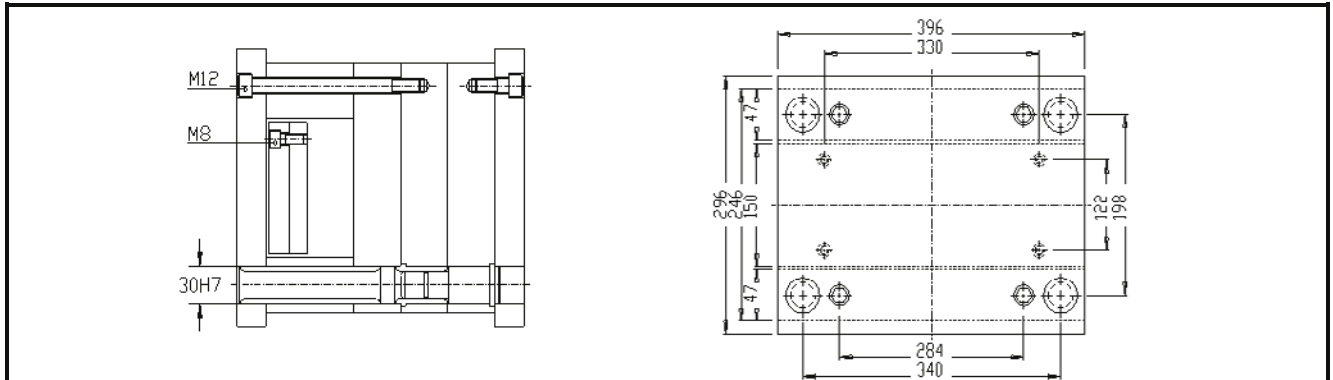
		Stärke	1.1730	1.2767	1.2311	1.2312	1.2085	1.2343	3.4365
	KE1001	27							
		36							
	KE1002	27							
		36							
KE1015	27								
	36								
	KE1003	22							
		27							
	KE1004	17							
		22							
	KE1005	17							
		22							
		27							
		36							
		46							
	KE1010 mit Aufmaß in Bohrung	56							
		66							
		76							
		86							
		96							
	KE1006	116							
		36							
	KE1007	56							
		76							
		96							
	KE1008	12							
	KE1009	17							

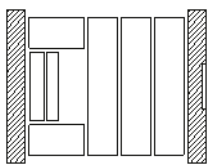

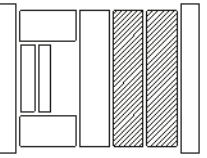
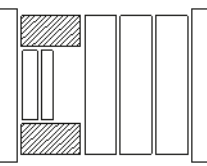
246x346 KE



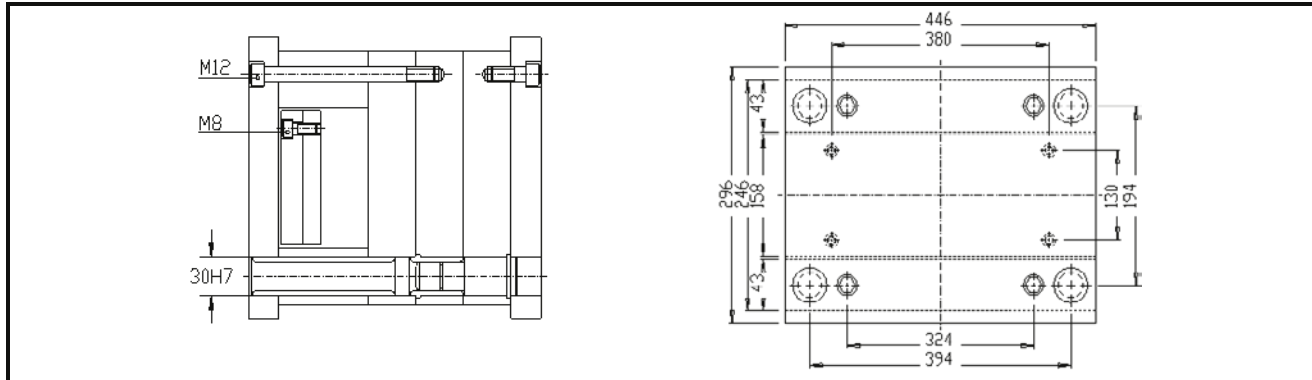
		Stärke	1.1730	1.2767	1.2311	1.2312	1.2085	1.2343	3.4365
	KE1001	27							
		36							
	KE1002	27							
		36							
KE1015	27								
	36								
	KE1003	22							
		27							
	KE1004	22							
27									
	KE1005	22							
		27							
		36							
		46							
		56							
	KE1010 mit Aufmaß in Bohrung	66							
		76							
		86							
		96							
116									
	KE1006	36							
		46							
	KE1007	56							
		76							
		96							
	KE1008	17							
KE1009	22								

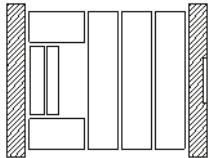
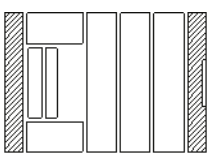
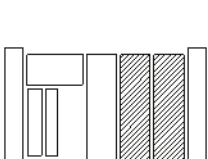
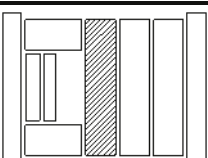
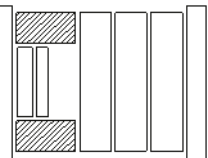
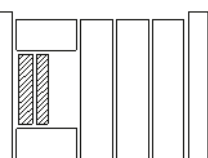
246x396 KE



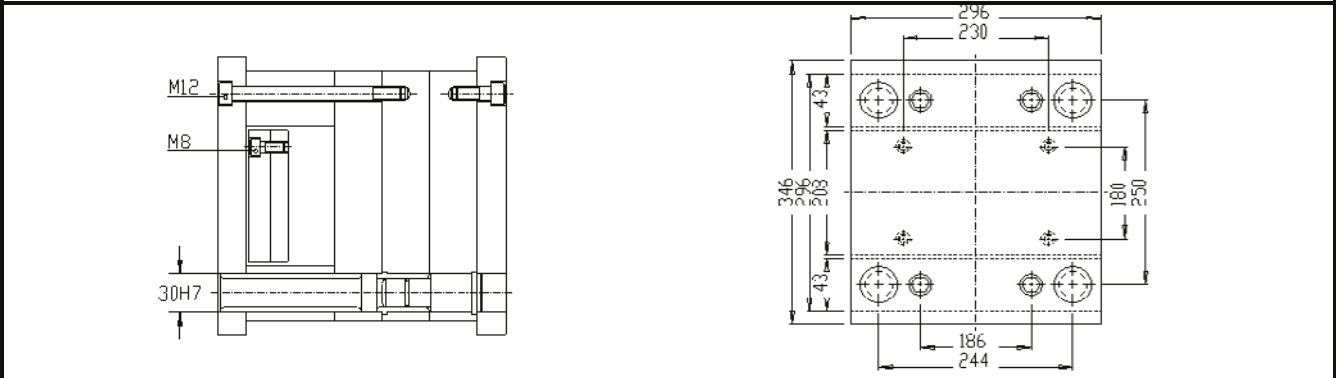
		Stärke	1.1730	1.2767	1.2311	1.2312	1.2085	1.2343	3.4365
	KE1001	27							
		36							
	KE1002	27							
		36							
KE1015	27								
	36								
	KE1003	22							
		27							
	KE1004	22							
		27							
	KE1005	22							
		27							
		36							
		46							
	KE1010 mit Aufmaß in Bohrung	56							
		66							
		76							
		86							
KE1006	96								
	116								
	36								
	46								
	KE1007	56							
		76							
		96							
	KE1008	17							
KE1009	22								

246x446 KE



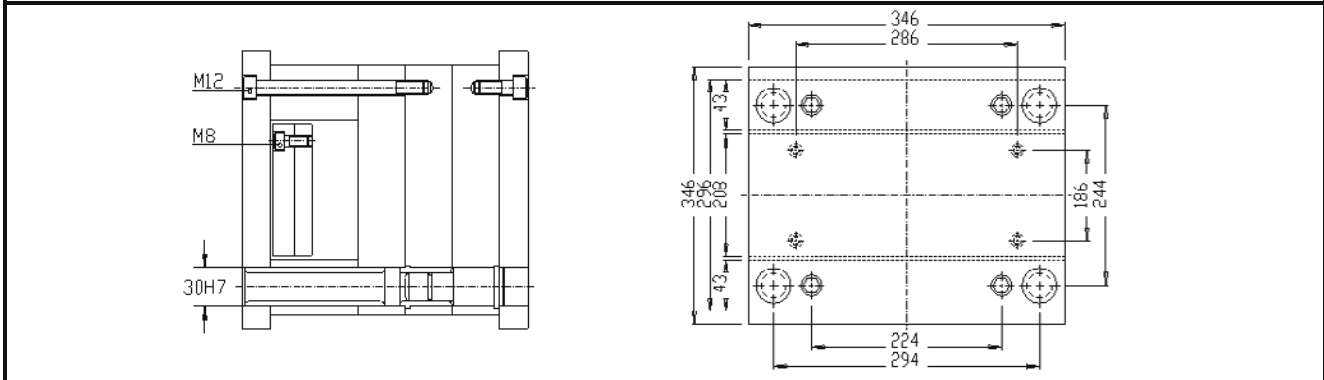
		Stärke	1.1730	1.2767	1.2311	1.2312	1.2085	1.2343	3.4365
	KE1001	36							
		27							
	KE1002	36							
	KE1015								
	KE1003	27							
	KE1004	27							
	KE1005	27							
		36							
		46							
		56							
		66							
	76								
KE1010 mit Aufmaß in Bohrung	86								
	96								
	116								
	KE1006	36							
		46							
	KE1007	56							
		76							
		96							
	KE1008	17							
	KE1009	22							

296x296 KE



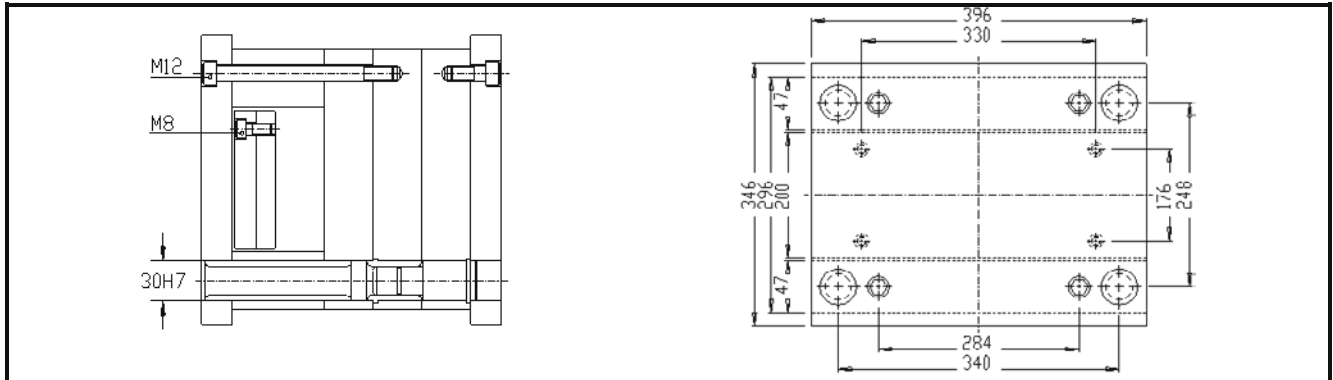
		Stärke	1.1730	1.2767	1.2311	1.2312	1.2085	1.2343	3.4365
	KE1001	27							
		36							
	KE1002	27							
		36							
	KE1015	27							
		36							
	KE1003	22							
		27							
	KE1004	22							
		27							
	KE1005	22							
		27							
		36							
		46							
		56							
	KE1010 mit Aufmaß in Bohrung	66							
		76							
		86							
		96							
		116							
	KE1006	36							
		46							
	KE1007	56							
		76							
		96							
	KE1008	12							
	KE1009	17							

296x346 KE



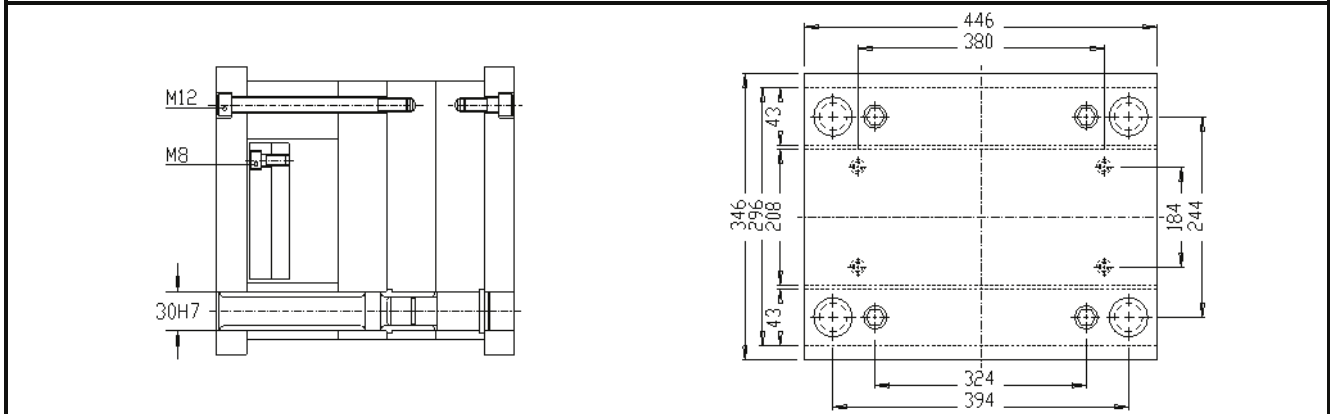
		Stärke	1.1730	1.2767	1.2311	1.2312	1.2085	1.2343	3.4365	
	KE1001	27								
		36								
	KE1002	27								
		36								
	KE1015	27								
		36								
	KE1003	22								
		27								
	KE1004	22								
		27								
		KE1005	22							
			27							
36										
46										
56										
66										
KE1010 mit Aufmaß in Bohrung		76								
		86								
		96								
	KE1006	116								
		36								
		46								
	KE1007	56								
		76								
		96								
	KE1008	17								
		22								
	KE1009									

296x396 KE



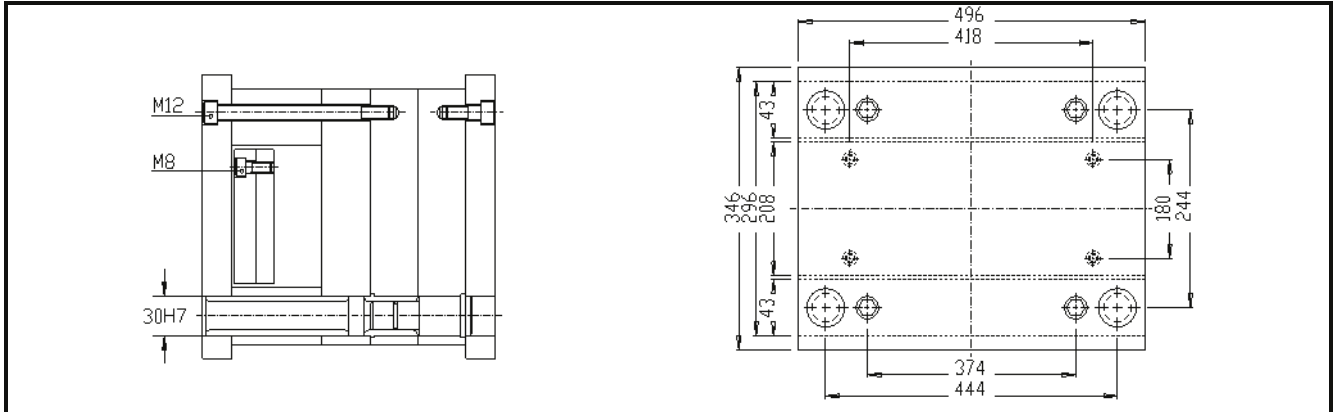
		Stärke	1.1730	1.2767	1.2311	1.2312	1.2085	1.2343	3.4365
	KE1001	27							
		36							
	KE1002	27							
		36							
		36							
	KE1003	22							
		27							
	KE1004	22							
		27							
		27							
	KE1005	22							
		27							
		36							
	KE1010 mit Aufmaß in Bohrung	46							
		56							
		66							
		76							
		86							
		96							
	KE1006	116							
		36							
		46							
	KE1007								
		56							
		76							
		96							
	KE1008								
		17							
	KE1009	22							

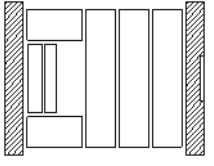

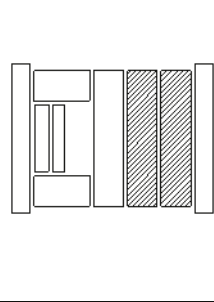
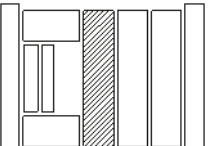
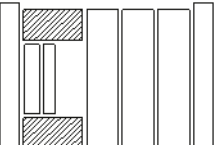
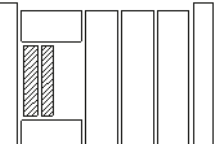
296x446 KE



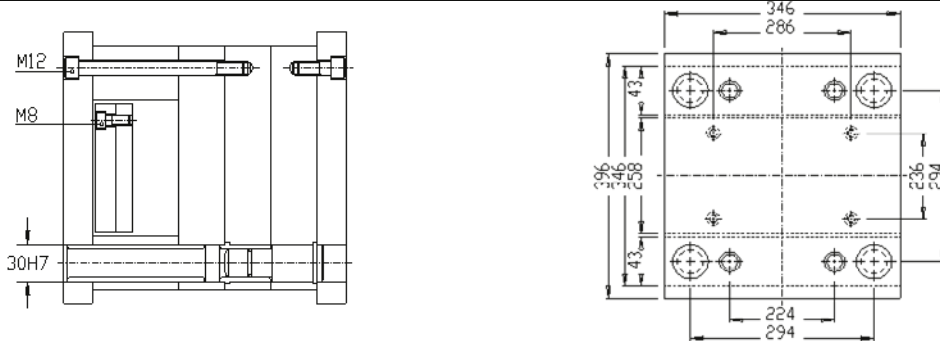
		Stärke	1.1730	1.2767	1.2311	1.2312	1.2085	1.2343	3.4365
	KE1001	36							
	KE1002	36							
	KE1015								
	KE1003	27							
	KE1004	27							
	KE1005	27							
		36							
		46							
	KE1010 mit Aufmaß in Bohrung	56							
		66							
		76							
	KE1006	86							
		96							
	116								
	KE1007	36							
		46							
	56								
	KE1008	76							
		96							
	KE1009								
	KE1008	17							
		22							
	KE1009								

296x496KE



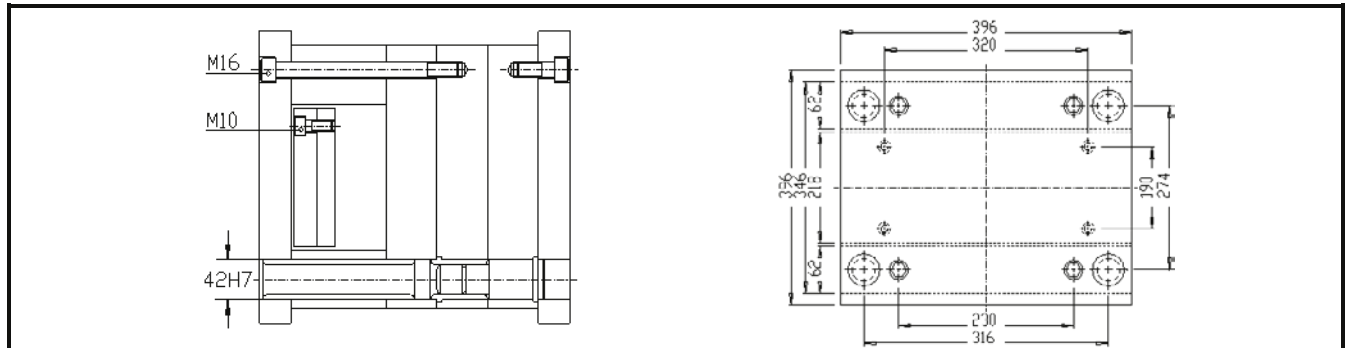
		Stärke	1.1730	1.2767	1.2311	1.2312	1.2085	1.2343	3.4365
	KE1001	36							
	KE1002	36							
	KE1015								
	KE1003	27							
	KE1004	27							
	KE1005	27							
		36							
		46							
		56							
		66							
	KE1010 mit Aufmaß in Bohrung	76							
86									
		96							
		116							
	KE1006	36							
		46							
	KE1007	56							
		76							
		96							
	KE1008	17							
		22							
	KE1009								

346x346 KE



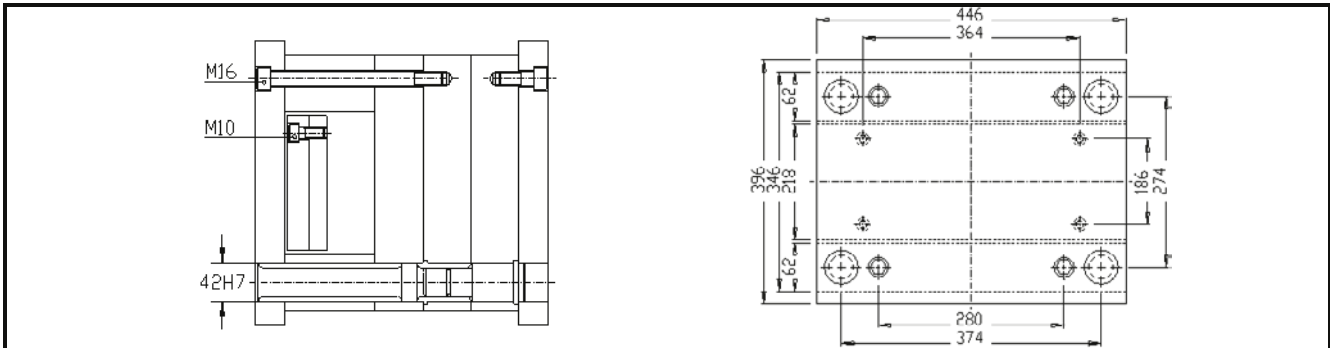
		Stärke	1.1730	1.2767	1.2311	1.2312	1.2085	1.2343	3.4365
	KE1001	27							
		36							
	KE1002	27							
		36							
	KE1015	27							
		36							
	KE1003	22							
		27							
	KE1004	22							
		27							
	KE1005	22							
		27							
		36							
		46							
		56							
	KE1010 mit Aufmaß in Bohrung	66							
		76							
		86							
		96							
		116							
	KE1006	36							
		46							
	KE1007	56							
		76							
		96							
	KE1008	17							
	KE1009	22							

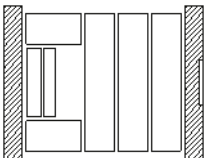

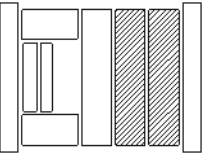
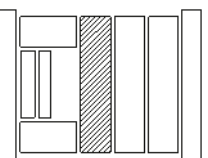
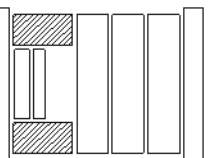
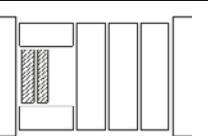
346x396 KE



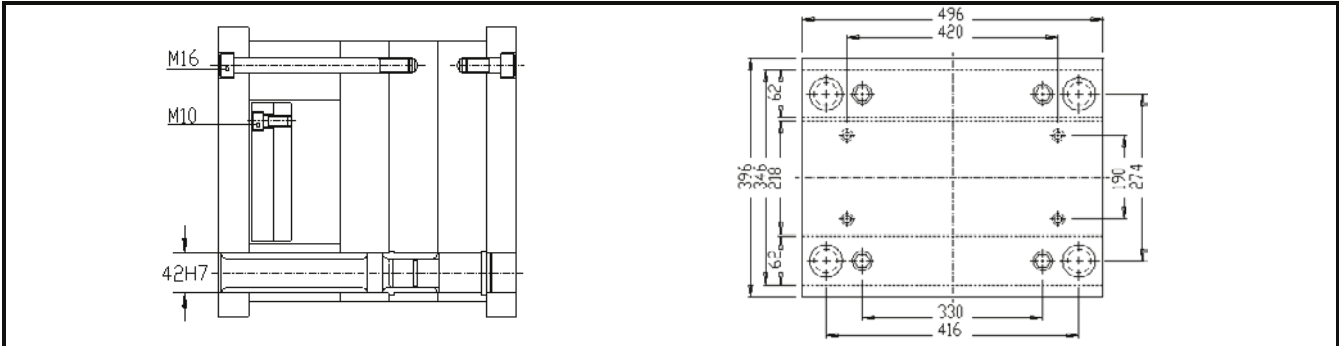
		Stärke	1.1730	1.2767	1.2311	1.2312	1.2085	1.2343	3.4365
	KE1001	27							
		36							
		46							
	KE1002	27							
		36							
		46							
KE1015	27								
	36								
	KE1003	22							
		27							
		36							
	KE1004	22							
		27							
		36							
	KE1005	27							
		36							
		46							
		56							
		66							
	KE1010 mit Aufmaß in Bohrung	76							
		86							
		96							
		116							
	KE1006	27							
		36							
		46							
	KE1007	56							
		76							
		86							
		96							
		116							
	KE1008	17							
		22							
	KE1009								

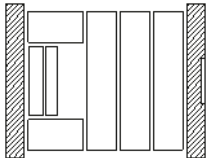
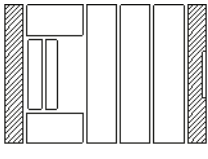

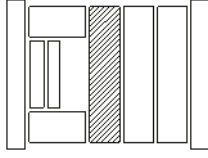
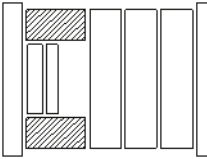
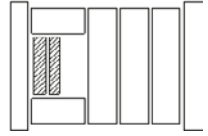
346x446 KE



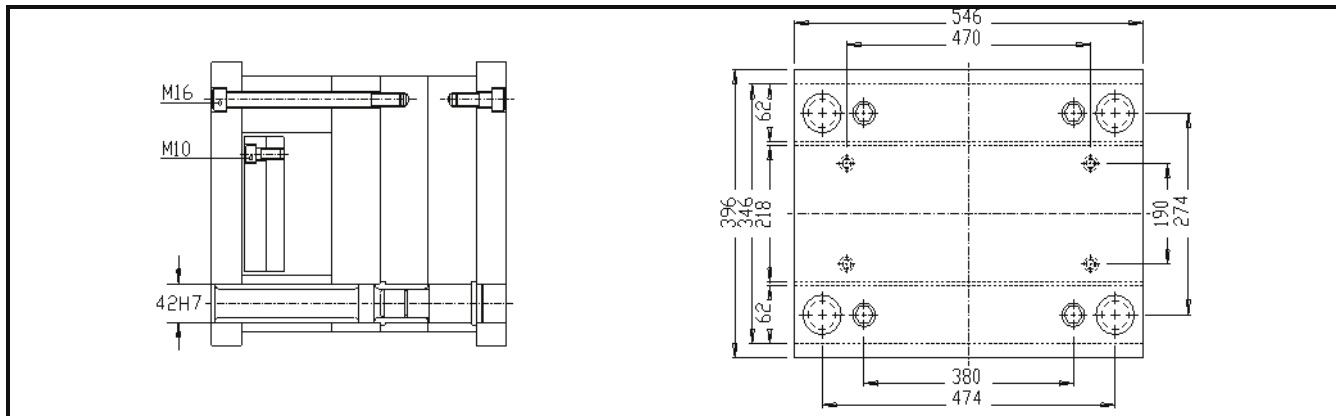
		Stärke	1.1730	1.2767	1.2311	1.2312	1.2085	1.2343	3.4365
	KE1001	27							
		36							
		46							
	KE1002	27							
		36							
		46							
KE1015	27								
	36								
	KE1003	22							
		27							
		36							
	KE1004	22							
		27							
		36							
	KE1005	27							
		36							
		46							
		56							
	KE1010 mit Aufmaß in Bohrung	66							
		76							
		86							
		96							
KE1010 mit Aufmaß in Bohrung	116								
	KE1006	27							
		36							
		46							
	KE1007	56							
		66							
		76							
		86							
		96							
	KE1008	17							
		22							
	KE1009								

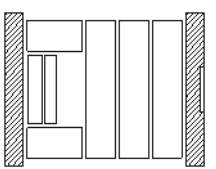
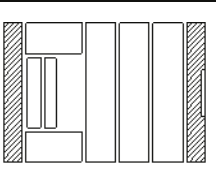
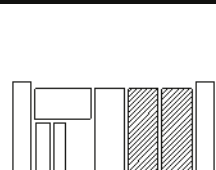

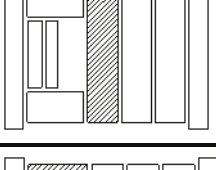
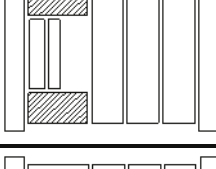
346x496 KE



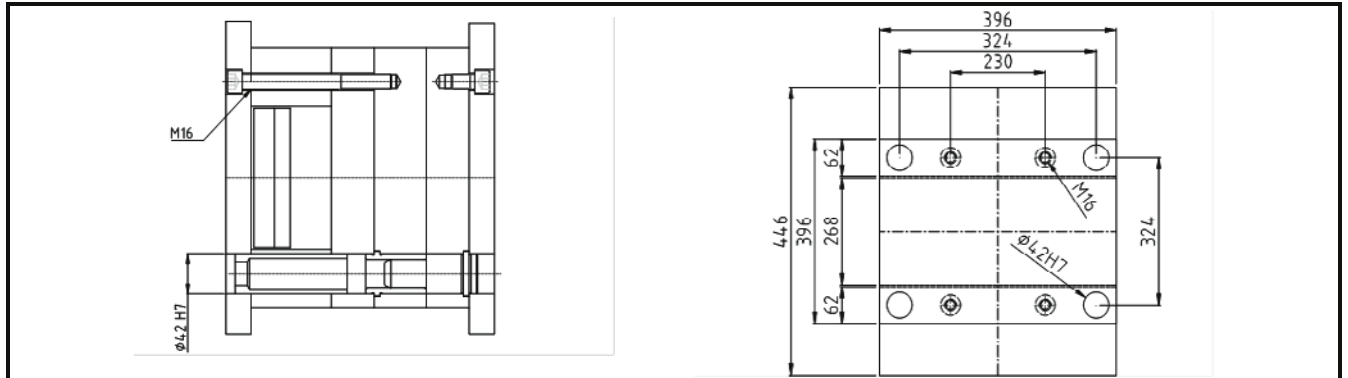
		Stärke	1.1730	1.2767	1.2311	1.2312	1.2085	1.2343	3.4365
	KE1001	27							
		36							
		46							
	KE1002	27							
		36							
		46							
KE1015	27								
	36								
	KE1003	22							
		27							
		36							
	KE1004	22							
		36							
	KE1005	27							
		36							
		46							
		56							
		66							
		76							
	KE1010 mit Aufmaß in Bohrung	86							
		96							
		116							
	KE1006	36							
		46							
	KE1007	56							
		76							
		86							
		96							
		116							
	KE1008	17							
	KE1009	22							

346x546 KE



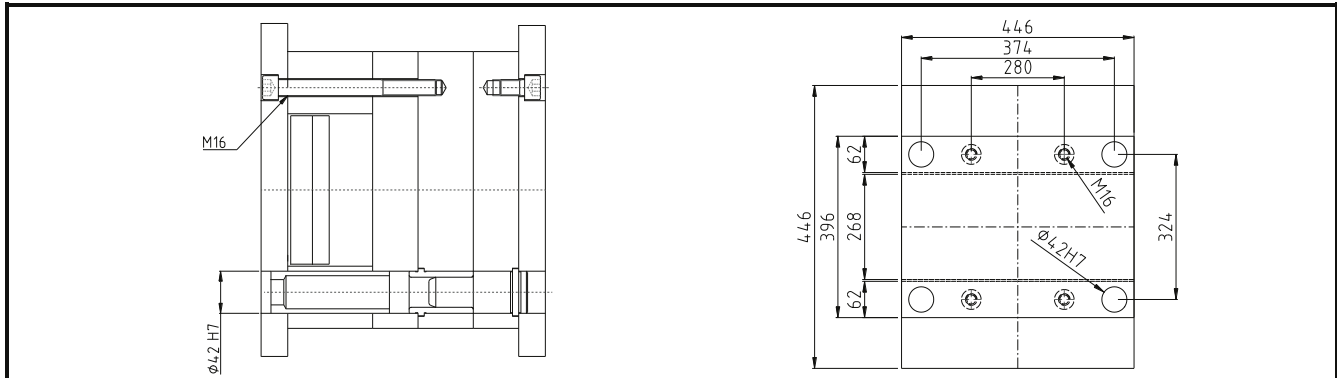
		Stärke	1.1730	1.2767	1.2311	1.2312	1.2085	1.2343	3.4365
	KE1001	36							
		46							
	KE1002	36							
		46							
KE1015									
	KE1003	27							
		36							
	KE1004	27							
		36							
	KE1005	27							
		36							
		46							
		56							
		66							
	KE1010 mit Aufmaß in Bohrung	76							
		86							
		96							
116									
	KE1006	36							
		46							
	KE1007	66							
		76							
		86							
		96							
		116							
	KE1008	22							
		27							
	KE1009								

396x396 KE



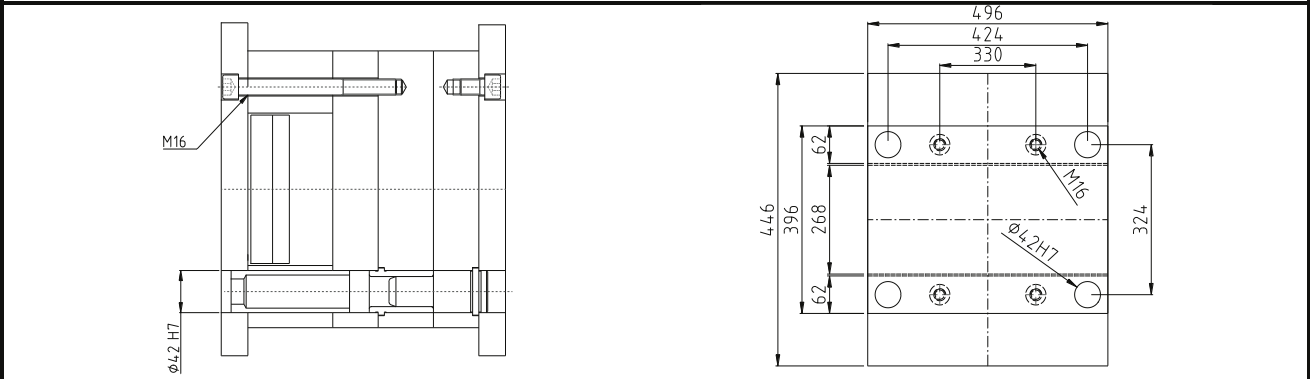
		Stärke	1.1730	1.2767	1.2311	1.2312	1.2085	1.2343	3.4365
	KE1001	27							
		36							
		46							
	KE1002	27							
		36							
		46							
KE1015	27								
	36								
	KE1003	27							
		36							
	KE1004	27							
		36							
	KE1005	27							
		36							
		46							
		56							
		66							
	KE1010 Mit Aufmaß In Bohrung	76							
		86							
		96							
116									
	KE1006	36							
		46							
	KE1007	56							
		66							
		76							
		96							
		116							
	KE1008	17							
		22							
	KE1009								

396x446 KE



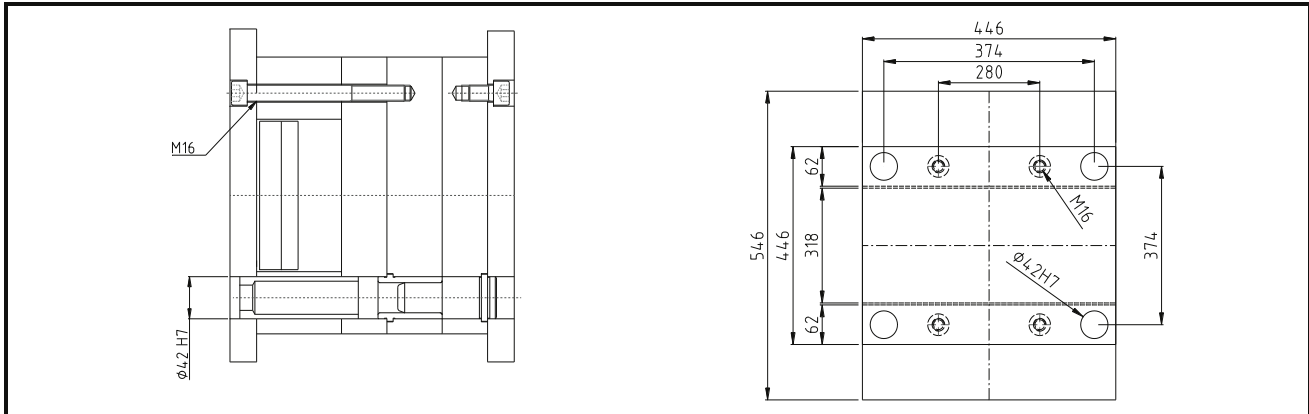
		Stärke	1.1730	1.2767	1.2311	1.2312	1.2085	1.2343	3.4365
	KE1001	27							
		36							
		46							
	KE1002	27							
		36							
		46							
	KE1015	27							
		36							
		46							
	KE1003	27							
		36							
KE1004	27								
	36								
	KE1005	27							
		36							
		46							
		56							
	KE1010 mit Aufmaß in Bohrung	66							
		76							
		86							
		96							
		116							
	KE1006	36							
		46							
	KE1007	56							
		66							
76									
86									
	KE1008	96							
		116							
	KE1009	17							
		22							

396x496 KE



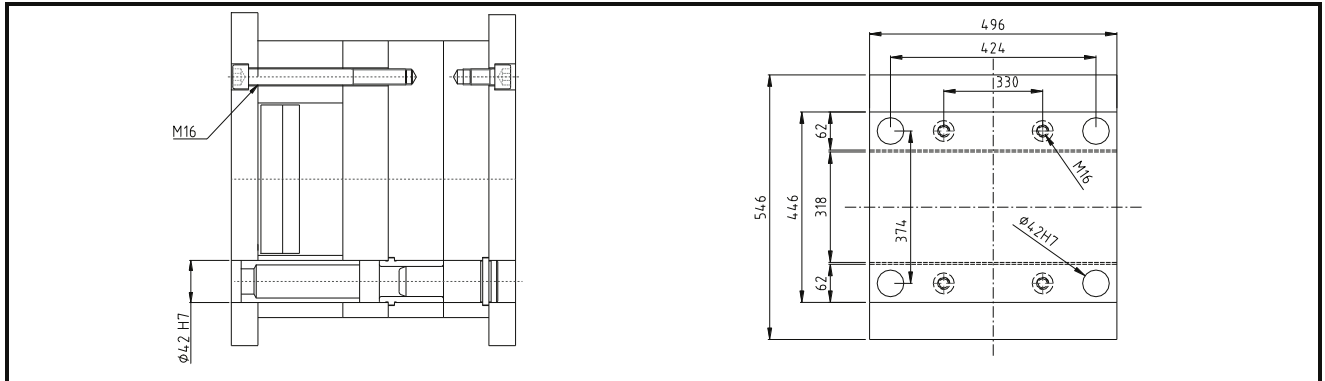
		Stärke	1.1730	1.2767	1.2311	1.2312	1.2085	1.2343	3.4365
	KE1001	36							
		46							
	KE1002	36							
		46							
	KE1015	36							
	KE1003	27							
		36							
	KE1004	27							
		36							
	KE1005	27							
		36							
		46							
		56							
		66							
	KE1010 mit Aufmaß in Bohrung	76							
		86							
		96							
		116							
		136							
	KE1006	36							
		46							
		66							
	KE1007	76							
		86							
		96							
		116							
		136							
	KE1008	22							
	KE1009	27							

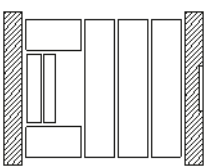
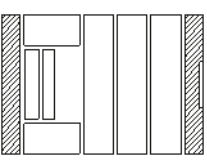
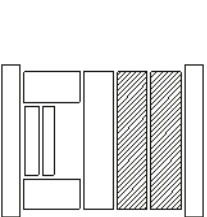
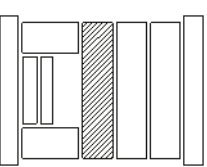
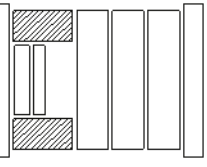
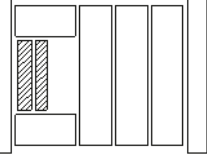
446x446 KE



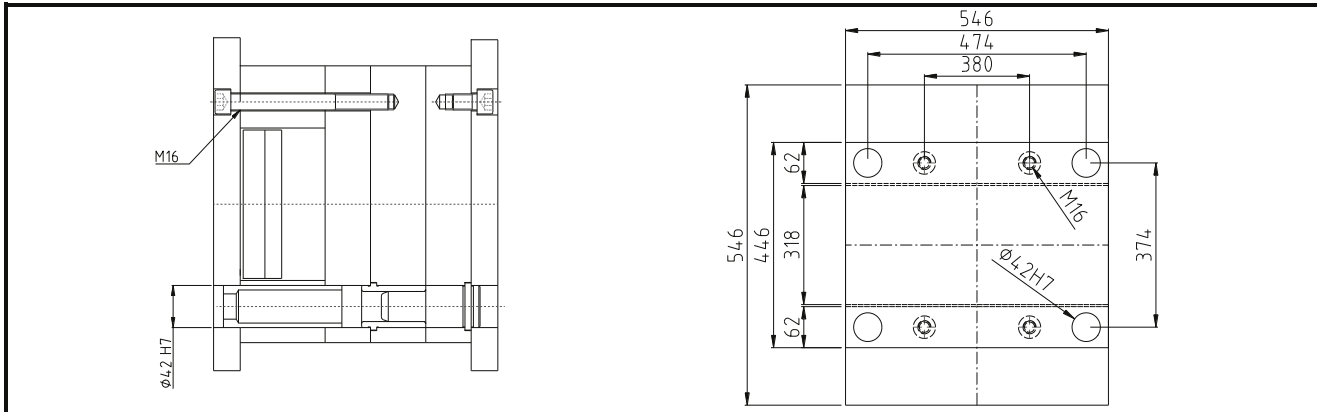
		Stärke	1.1730	1.2767	1.2311	1.2312	1.2085	1.2343	3.4365
	KE1001	36							
		46							
	KE1002	36							
		46							
	KE1015	36							
		46							
	KE1003	27							
		36							
	KE1004	27							
		36							
	KE1005	27							
		36							
		46							
		56							
		66							
	KE1010 mit Aufmaß in Bohrung	76							
		86							
		96							
		116							
	KE1006	36							
		46							
	KE1007	76							
		96							
		116							
	KE1008	17							
		27							
	KE1009								

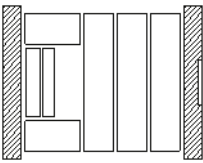
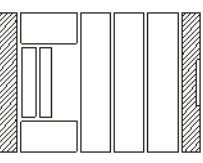
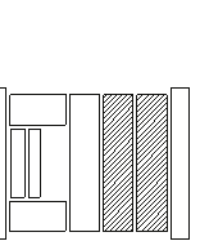
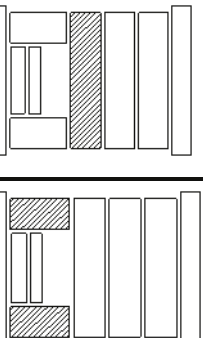
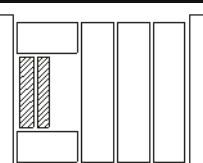
446x496 KE



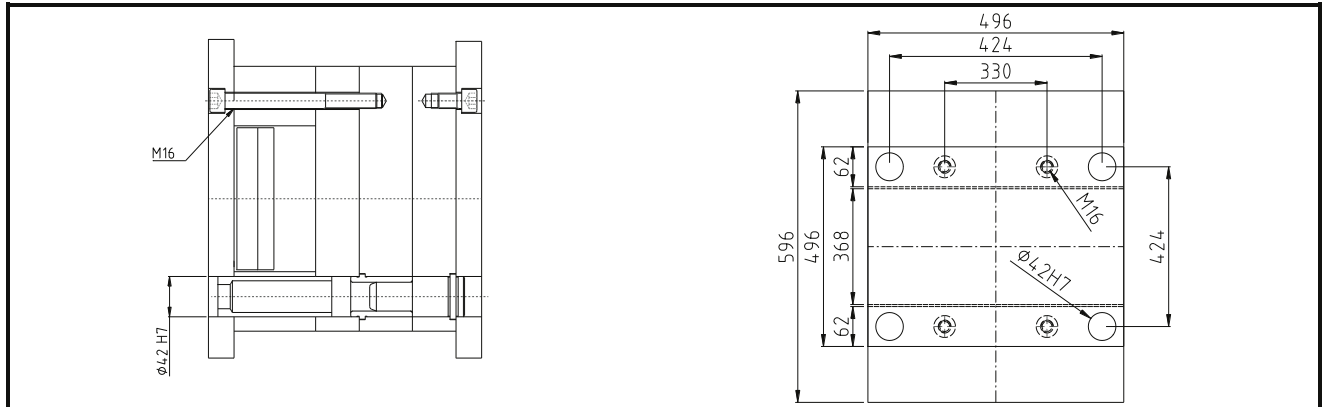
		Stärke	1.1730	1.2767	1.2311	1.2312	1.2085	1.2343	3.4365
	KE1001	36							
		46							
	KE1002	36							
		46							
	KE1015	36							
	KE1003	27							
		36							
	KE1004	27							
		36							
	KE1005	27							
		36							
		46							
		56							
		66							
	KE1010 mit Aufmaß in Bohrung	76							
		86							
		96							
		116							
		136							
	KE1006	46							
		56							
			66						
	KE1007	76							
		86							
		96							
		116							
		136							
	KE1008	22							
	KE1009	27							

446x546 KE



		Stärke	1.1730	1.2767	1.2311	1.2312	1.2085	1.2343	3.4365
	KE1001	36							
		46							
	KE1002	36							
		46							
	KE1003	27							
		36							
	KE1004	27							
		36							
	KE1005	27							
		36							
		46							
	KE1010 mit Aufmaß in Bohrung	56							
		66							
		76							
		86							
		96							
		116							
		136							
	KE1006	46							
		56							
	KE1007	66							
		76							
86									
96									
116									
	KE1008	22							
		27							
	KE1009								

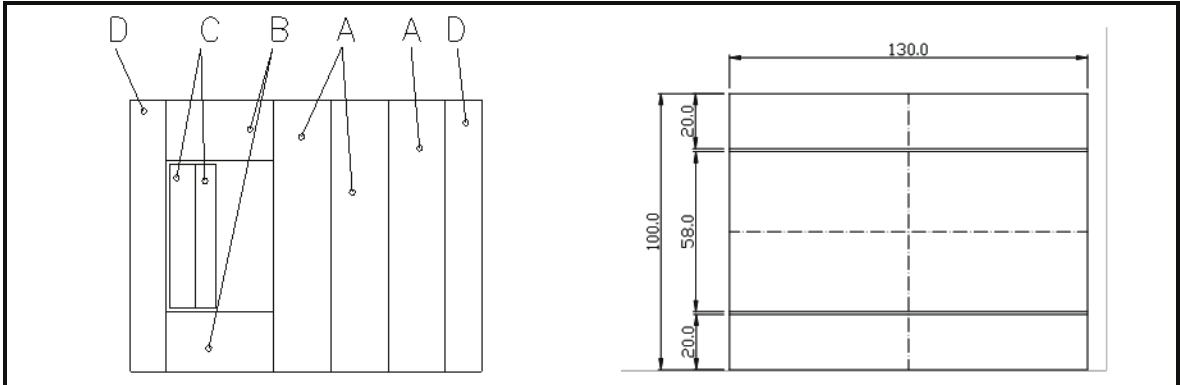
496x496 KE



		Stärke	1.1730	1.2767	1.2311	1.2312	1.2085	1.2343	3.4365
	KE1001	36							
		46							
	KE1002	36							
	KE1003	46							
		36							
	KE1004	46							
		36							
	KE1005	27							
		36							
		46							
	KE1010 mit Aufmaß in Bohrung	56							
		66							
		76							
	KE1006	96							
		116							
	KE1007	46							
		56							
	KE1008	66							
		76							
		96							
		116							
	KE1009	27							
		36							

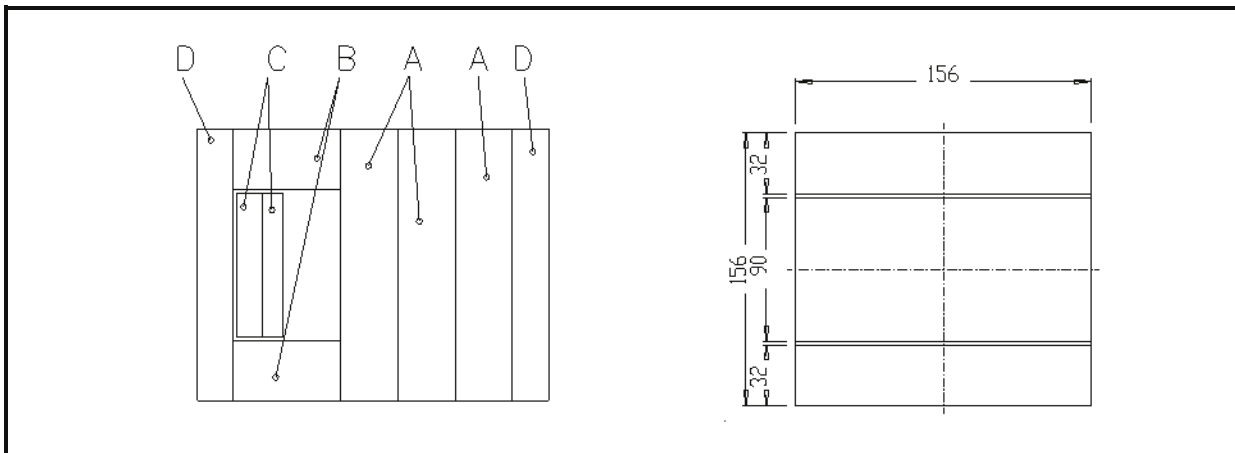
P-Platten

100x130 P



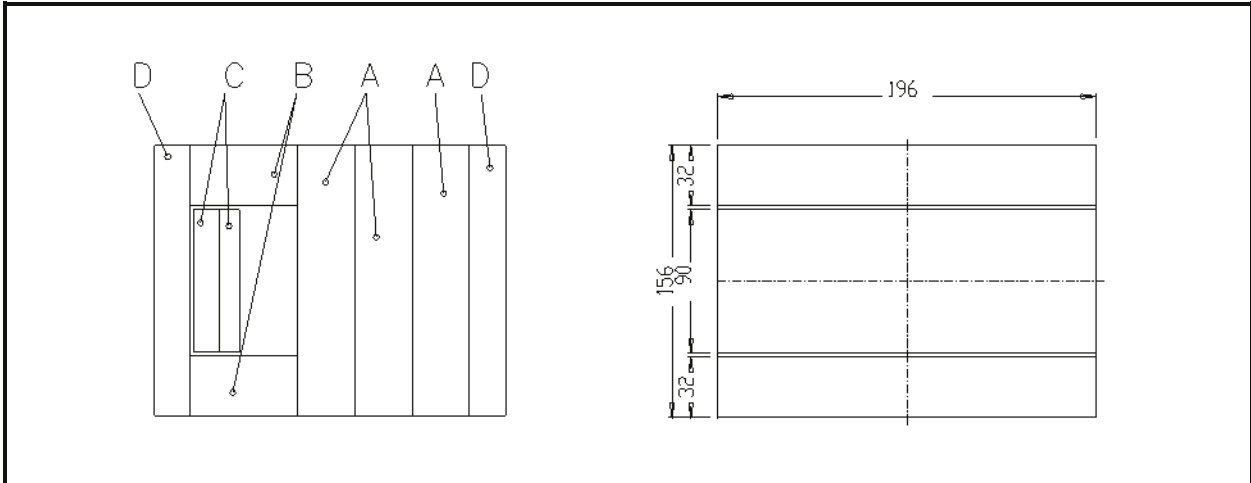
		Stärke	1.1730	1.2767	1.2311	1.2312	1.2085	1.2343
	D	17						
		22						
		27						
 	A	6						
		9						
		12						
		17						
		22						
		27						
		36						
		46						
		56						
	B	27						
		36						
		46						
	C	6						
		9						

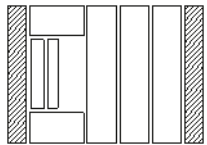
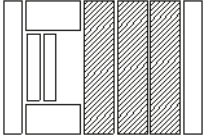
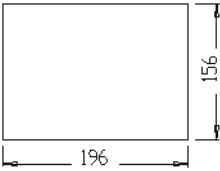
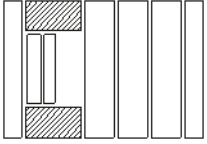
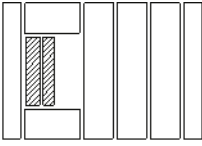
156x156 P



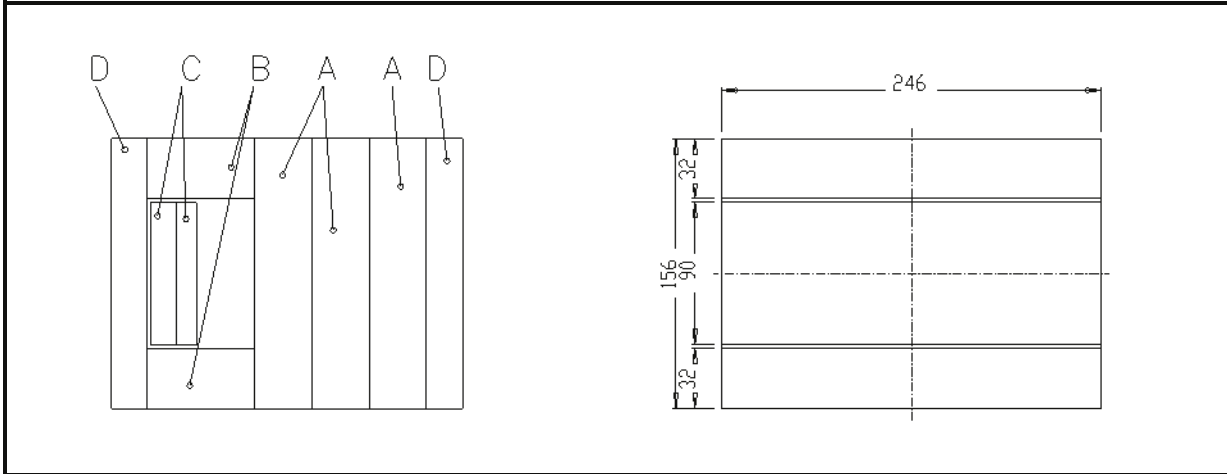
		Stärke	1.1730	1.2767	1.2311	1.2312	1.2085	1.2343
	D	22						
		27						
		36						
	A	17						
		22						
		27						
		36						
		46						
		56						
		66						
		76						
	B	46						
		56						
		76						
	C	9						
		17						

156x196 P



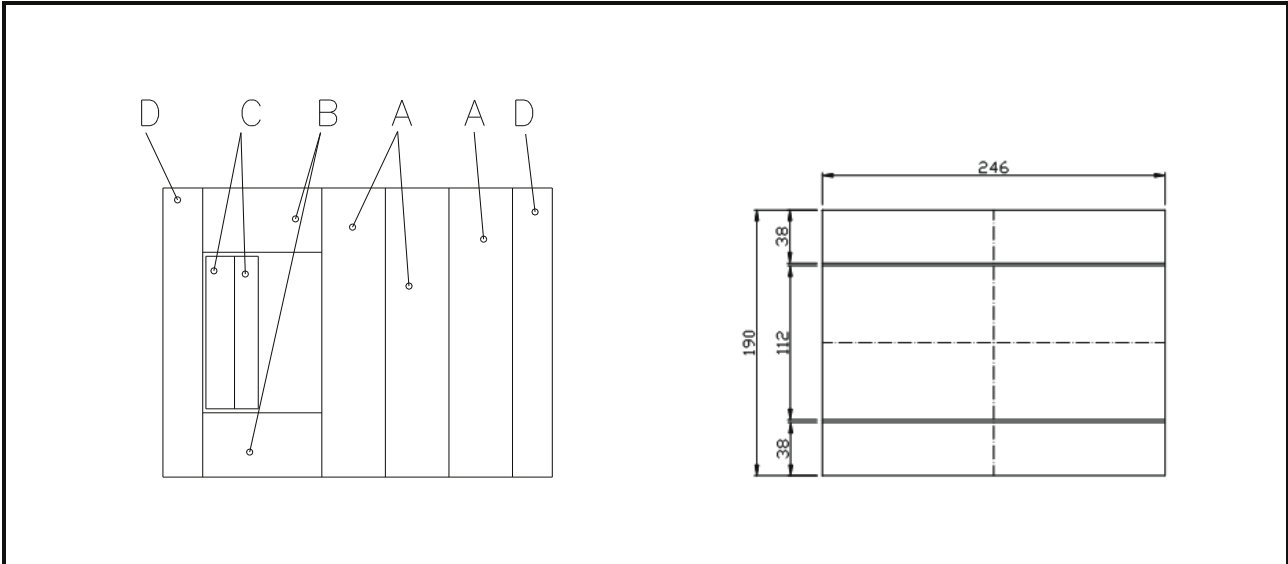
		Stärke	1.1730	1.2767	1.2311	1.2312	1.2085	1.2343
	D	22						
		27						
		36						
 	A	17						
		22						
		27						
		36						
		46						
		56						
		66						
		76						
	B	46						
		56						
		76						
	C	9						
		17						

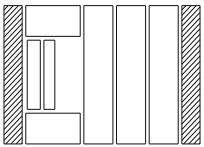
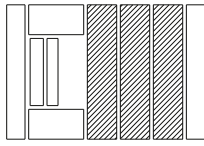
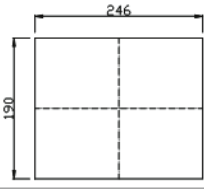
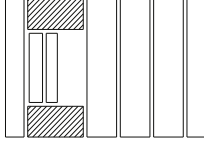
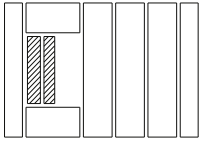
156x246 P



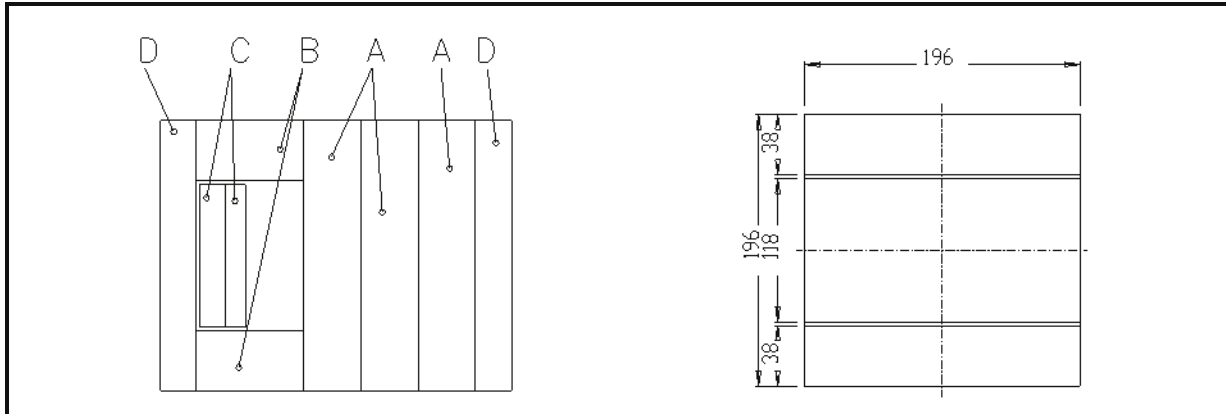
		Stärke	1.1730	1.2767	1.2311	1.2312	1.2085	1.2343
	D	22						
		27						
		36						
 	A	17						
		22						
		27						
		36						
		46						
		56						
		66						
		76						
	B	46						
		56						
		76						
	C	9						
		17						

190x246 P



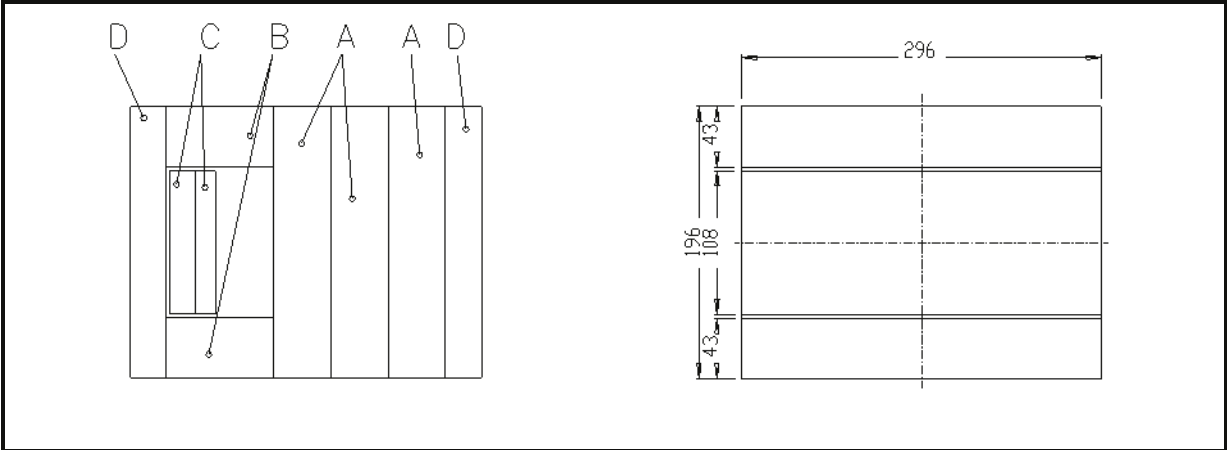
		Stärke	1.1730	1.2767	1.2311	1.2312	1.2085	1.2343	
	D	22							
		27							
 	A	12							
		17							
		22							
		27							
		36							
		46							
		56							
		66							
		76							
		86							
		96							
	B	46							
		56							
		76							
		96							
	C	12							
		17							

196x196 P



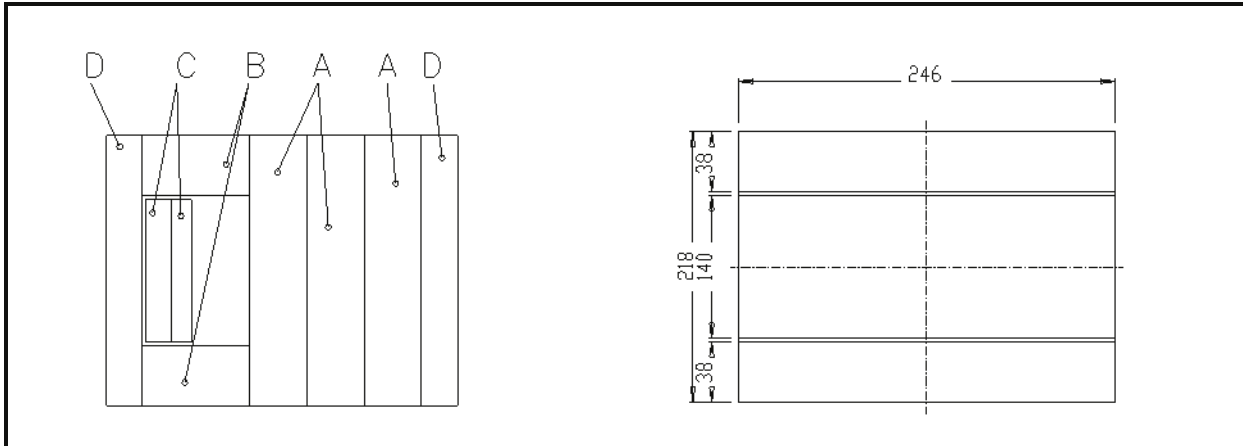
		Stärke	1.1730	1.2767	1.2311	1.2312	1.2085	1.2343
	D	22						
		27						
	A	17						
		22						
		27						
		36						
		46						
		56						
		66						
		76						
		86						
		96						
	B	46						
		56						
		76						
	C	12						
		17						

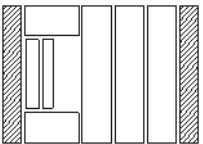
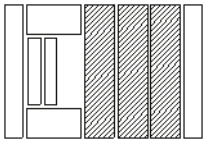

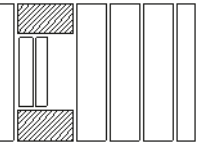
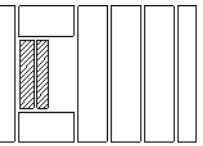
196x296 P



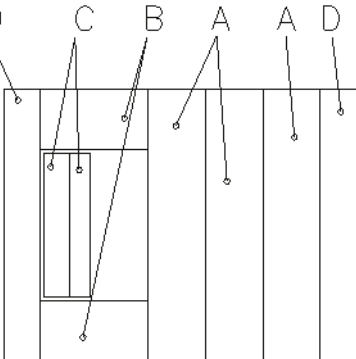
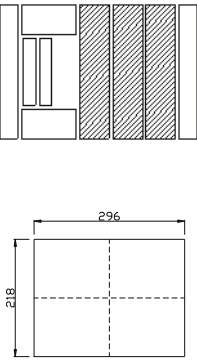
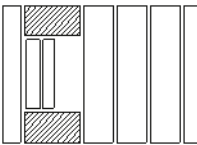
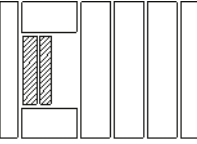
		Stärke	1.1730	1.2767	1.2311	1.2312	1.2085	1.2343
	D	27						
		36						
		46						
 	A	17						
		22						
		27						
		36						
		46						
		56						
		66						
		76						
		86						
		96						
	B	56						
		76						
		96						
	C	12						
		17						

218x246 P

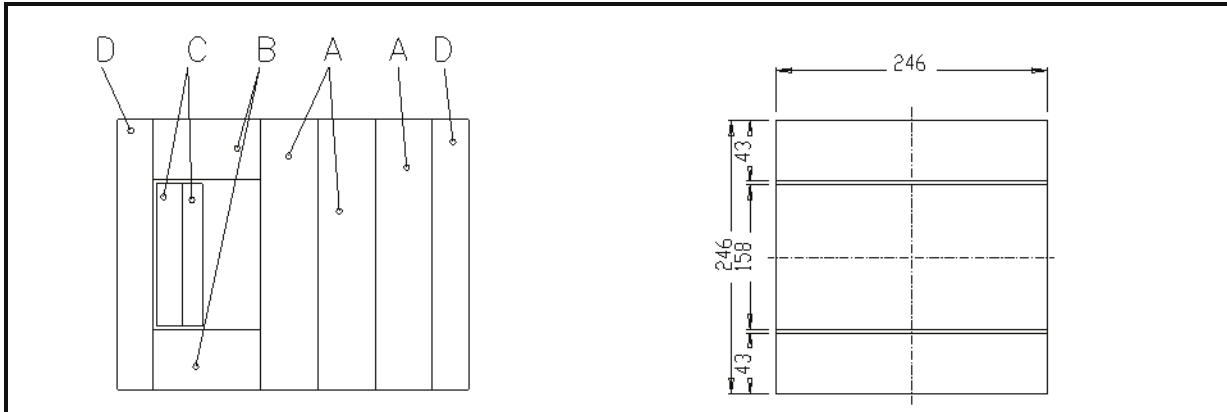


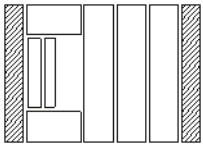
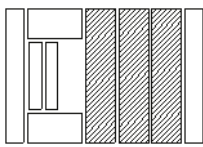
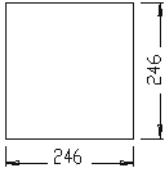
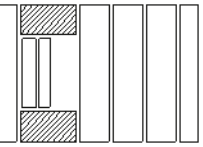
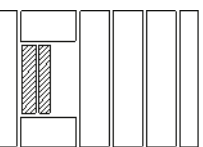
		Stärke	1.1730	1.2767	1.2311	1.2312	1.2085	1.2343
	D	22						
		27						
		36						
 	A	17						
		22						
		27						
		36						
		46						
		56						
		66						
		76						
		86						
		96						
	B	46						
		56						
		76						
	C	12						
		17						

218x296 P

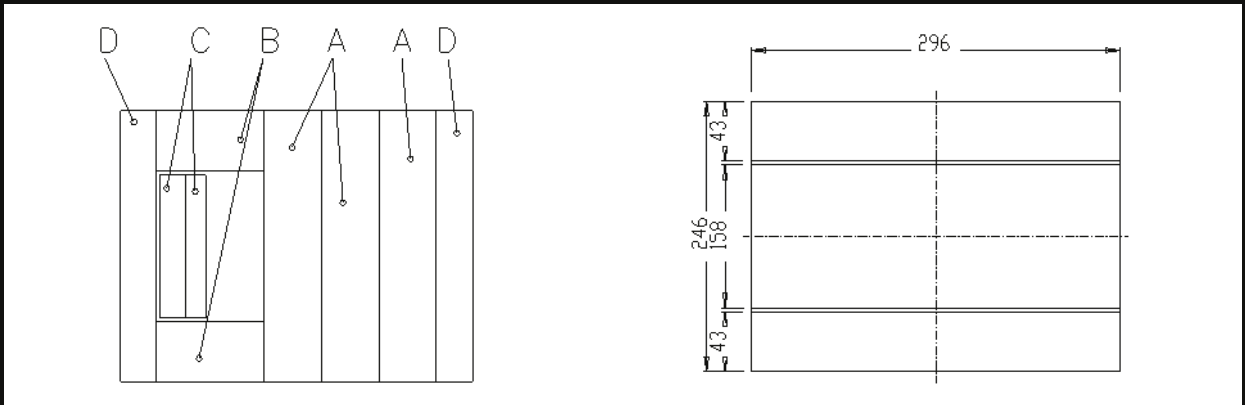
		Stärke	1.1730	1.2767	1.2311	1.2312	1.2085	1.2343
	D							
		27						
	A							
		17						
		22						
		27						
		36						
		46						
		56						
		66						
		76						
		86						
96								
	B							
		56						
		76						
		96						
	C							
		12						
		17						

246x246 P



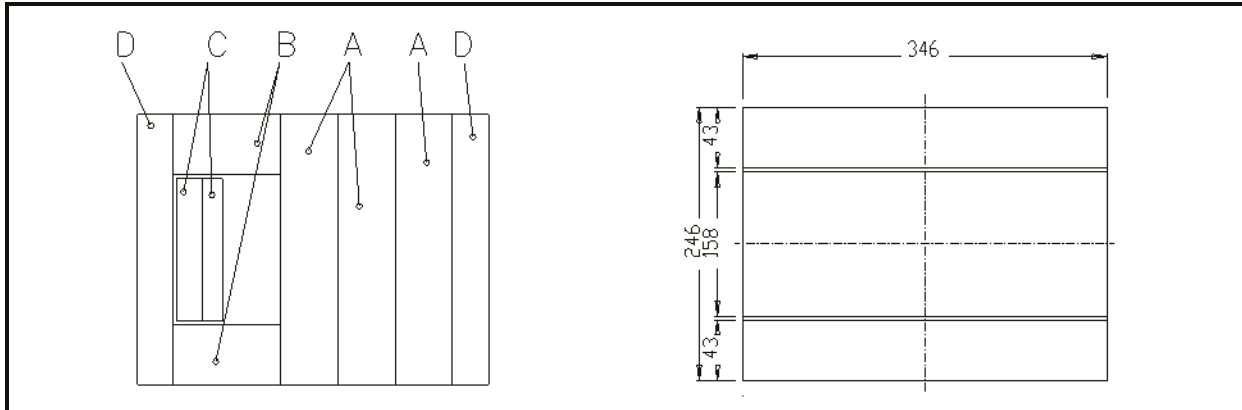
		Stärke	1.1730	1.2767	1.2311	1.2312	1.2085	1.2343
	D	27						
		36						
		46						
 	A	12						
		17						
		22						
		27						
		36						
		46						
		56						
		66						
		76						
		86						
96								
	B	56						
		76						
		96						
	C	12						
		17						

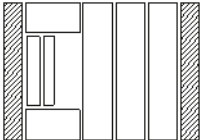
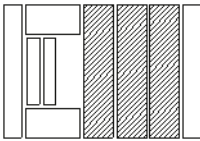

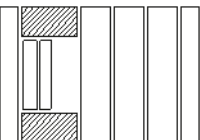
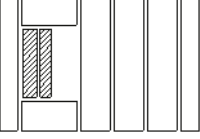
246x296 P



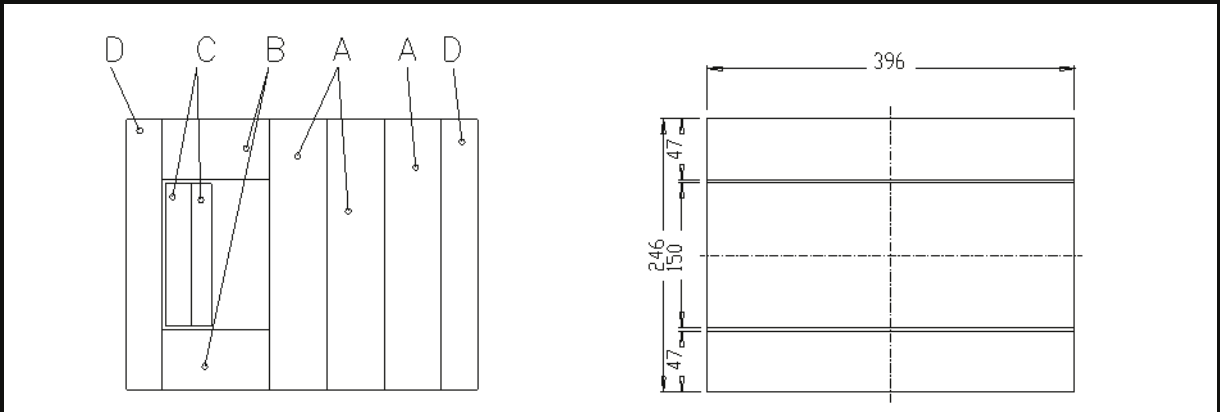
		Stärke	1.1730	1.2767	1.2311	1.2312	1.2085	1.2343
	D	27						
		36						
		46						
 	A	12						
		17						
		22						
		27						
		36						
		46						
		56						
		66						
		76						
		86						
		96						
		116						
	B	56						
		76						
		96						
	C	12						
		17						

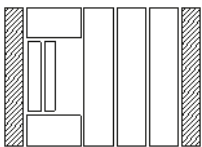
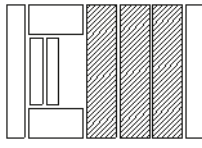
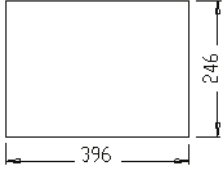
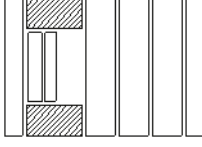
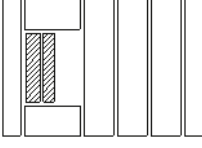
246x346 P



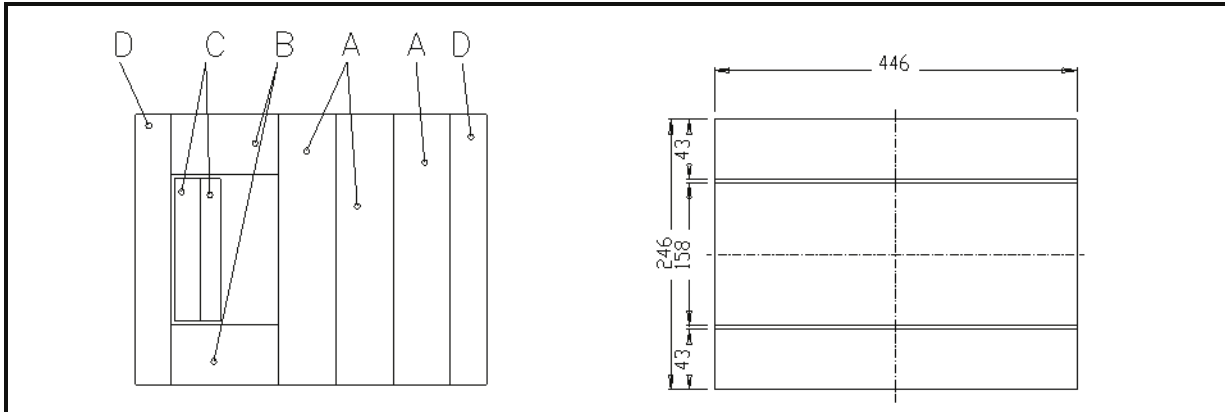
		Stärke	1.1730	1.2767	1.2311	1.2312	1.2085	1.2343
	D	27						
		36						
		46						
 	A	17						
		22						
		27						
		36						
		46						
		56						
		66						
		76						
		86						
		96						
		116						
	B	56						
		76						
		96						
		116						
	C	17						
		22						

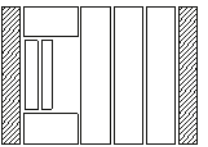
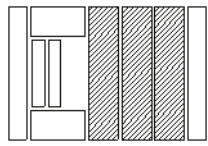
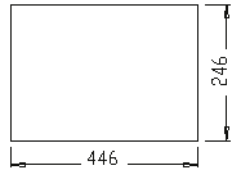
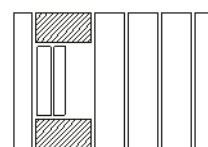

246x396 P



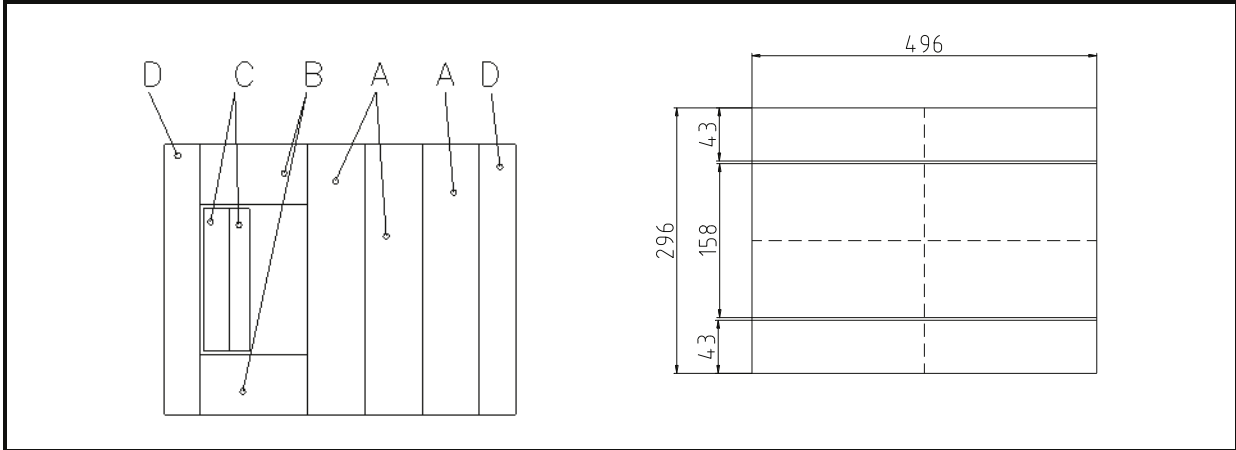
		Stärke	1.1730	1.2767	1.2311	1.2312	1.2085	1.2343
	D	27						
		36						
		46						
 	A	17						
		22						
		27						
		36						
		46						
		56						
		66						
		76						
		86						
		96						
		116						
	B	56						
		76						
		96						
		116						
	C	17						
		22						

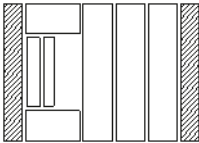
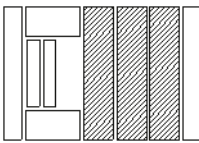

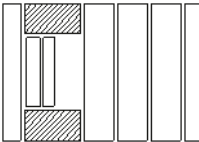
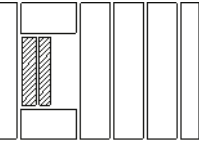
246x446 P



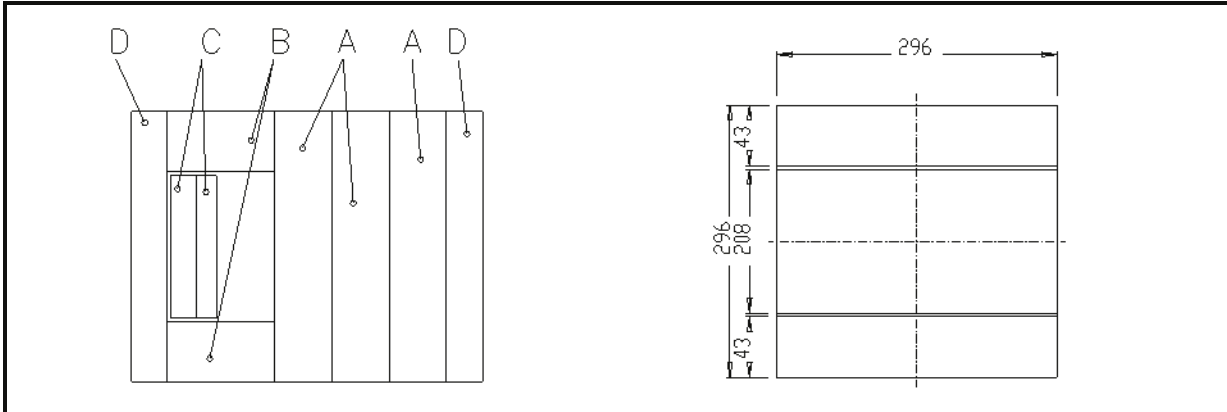
		Stärke	1.1730	1.2767	1.2311	1.2312	1.2085	1.2343
	D	27						
		36						
		46						
 	A	27						
		36						
		46						
		56						
		66						
		76						
		86						
		96						
		116						
	B	56						
		76						
		96						
	C	17						
		22						


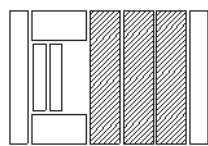
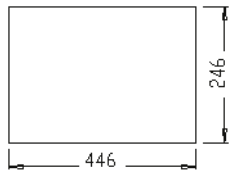
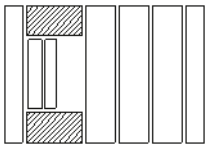
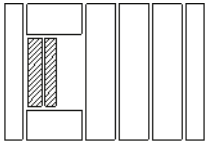
246x496 P



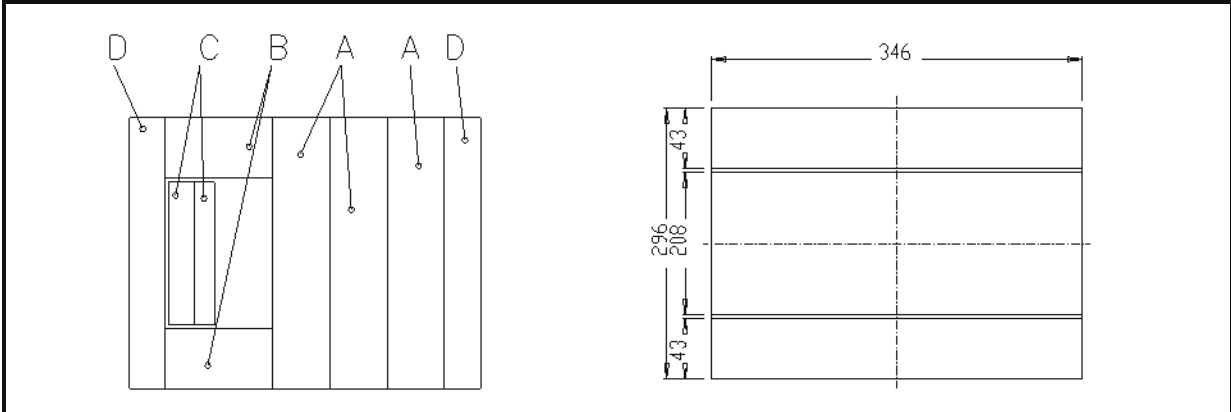
		Stärke	1.1730	1.2767	1.2311	1.2312	1.2085	1.2343
	D	27						
		36						
		46						
 	A	17						
		22						
		27						
		36						
		46						
		56						
		66						
		76						
		86						
		96						
		116						
	B	56						
		76						
		96						
	C	17						
		22						

296x296 P



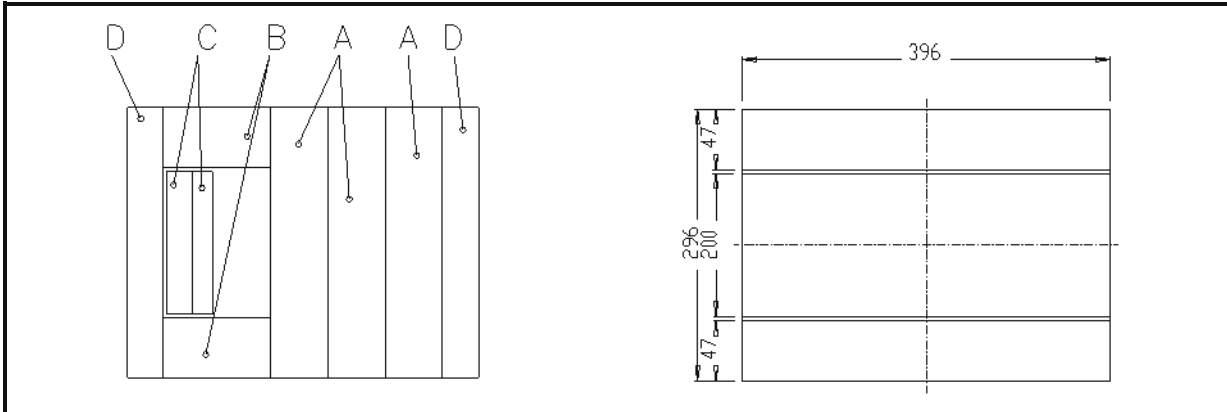
		Stärke	1.1730	1.2767	1.2311	1.2312	1.2085	1.2343
	D	27						
		36						
		46						
 	A	17						
		22						
		27						
		36						
		46						
		56						
		66						
		76						
		86						
		96						
		116						
	B	56						
		76						
		96						
	C	12						
		17						

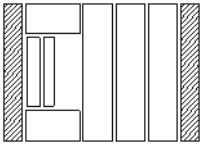
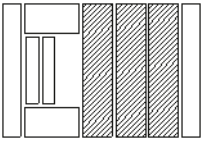
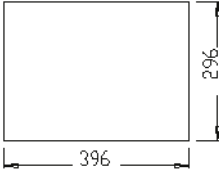
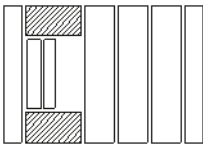
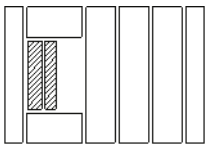
296x346 P



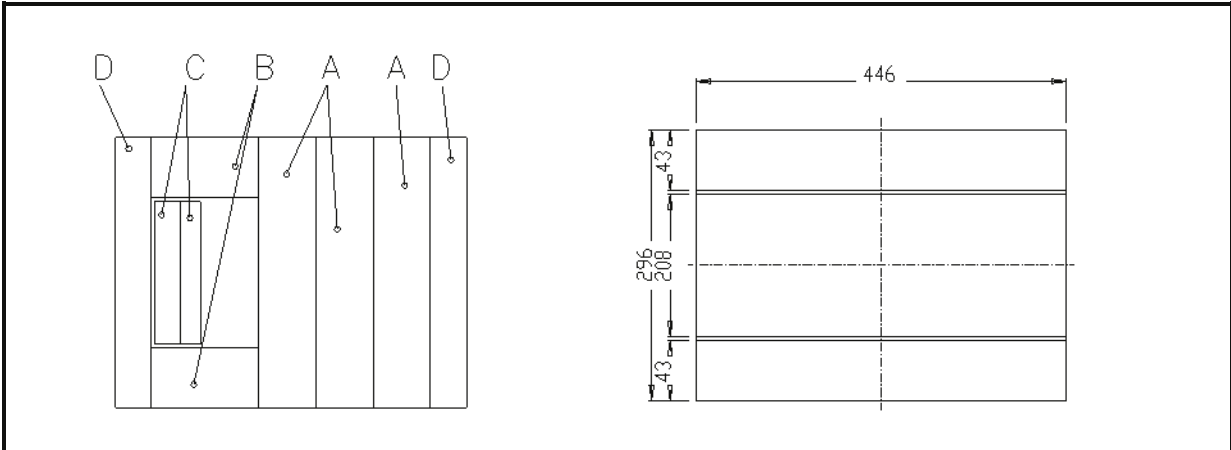
		Stärke	1.1730	1.2767	1.2311	1.2312	1.2085	1.2343
	D	27						
		36						
		46						
	A	17						
		22						
		27						
		36						
		46						
		56						
		66						
		76						
		86						
		96						
		116						
	B	56						
		76						
		96						
		116						
	C	17						
		22						

296x396 P



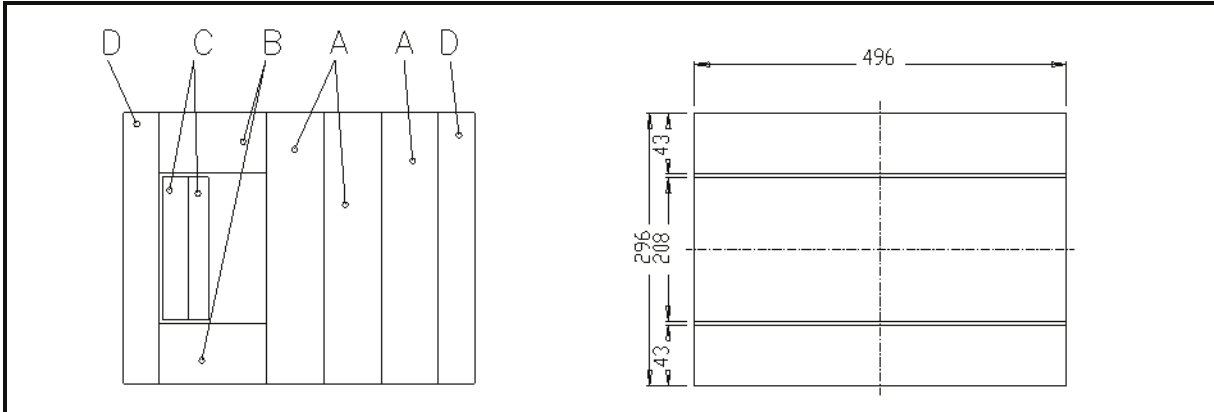
		Stärke	1.1730	1.2767	1.2311	1.2312	1.2085	1.2343
	D	27						
		36						
		46						
 	A	17						
		22						
		27						
		36						
		46						
		56						
		66						
		76						
		86						
		96						
		116						
	B	56						
		76						
		96						
		116						
	C	17						
		22						

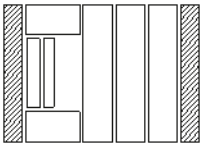
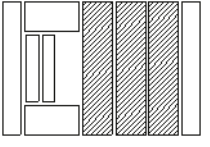
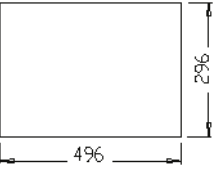
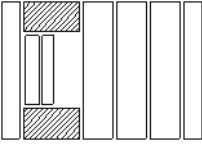
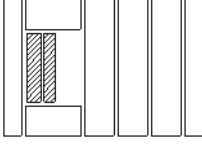
296x446 P



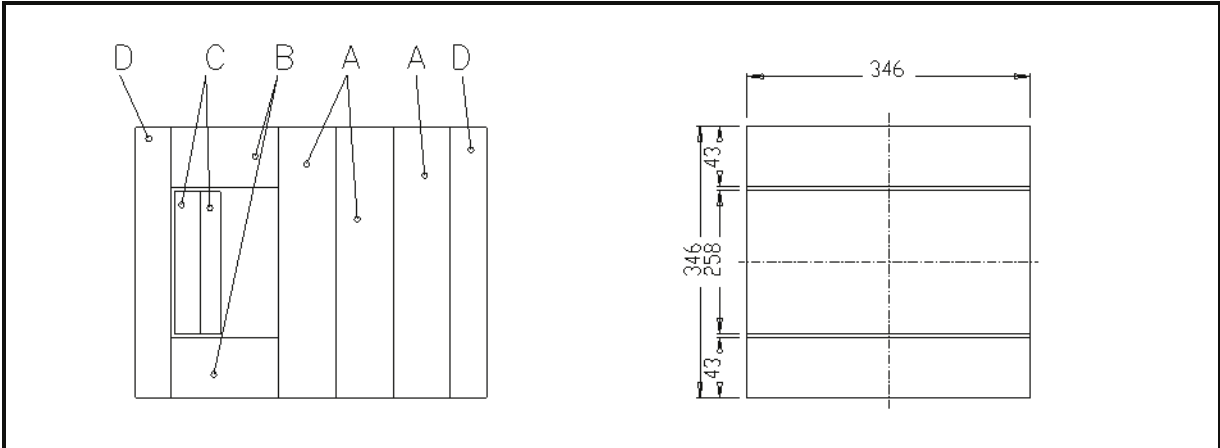
		Stärke	1.1730	1.2767	1.2311	1.2312	1.2085	1.2343
	D	27						
		36						
		46						
 	A	27						
		36						
		46						
		56						
		66						
		76						
		86						
		96						
		116						
	B	56						
		76						
		96						
	C	17						
		22						

296x496 P



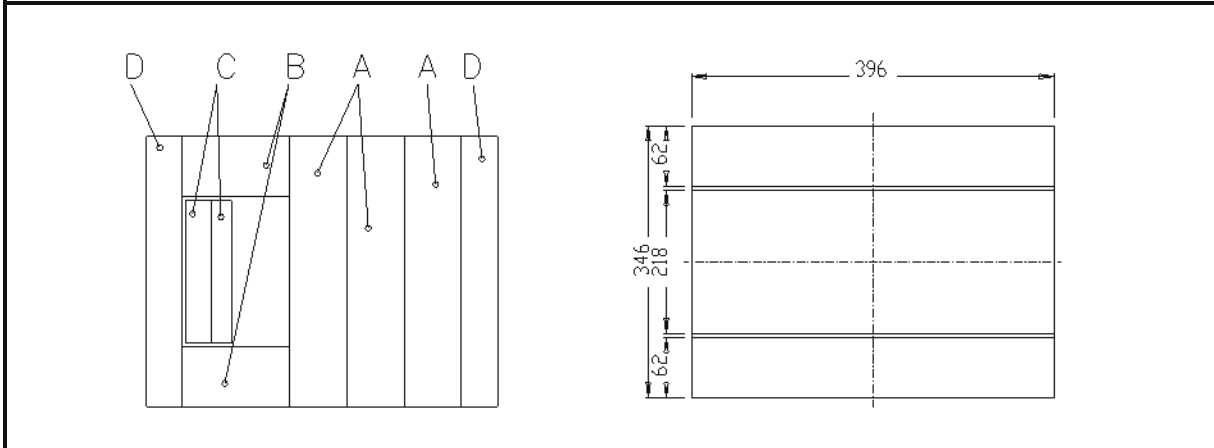
		Stärke	1.1730	1.2767	1.2311	1.2312	1.2085	1.2343
	D	27						
		36						
		46						
 	A	27						
		36						
		46						
		56						
		66						
		76						
		86						
		96						
		116						
	B	56						
		76						
		96						
	C	17						
		22						


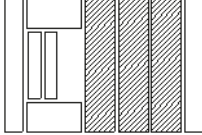
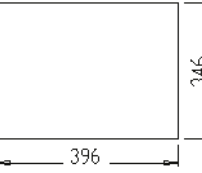
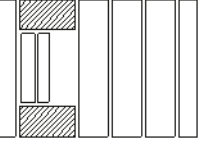
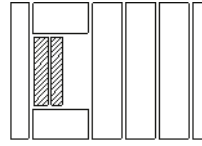
346x346 P



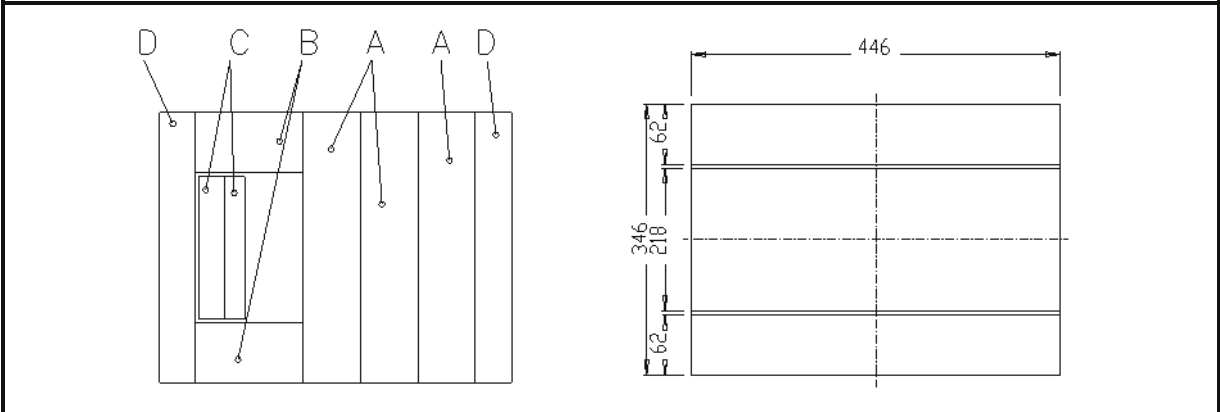
		Stärke	1.1730	1.2767	1.2311	1.2312	1.2085	1.2343
	D	27						
		36						
		46						
 	A	17						
		22						
		27						
		36						
		46						
		56						
		66						
		76						
		86						
		96						
116								
	B	56						
		76						
		96						
		116						
	C	17						
		22						

346x396 P



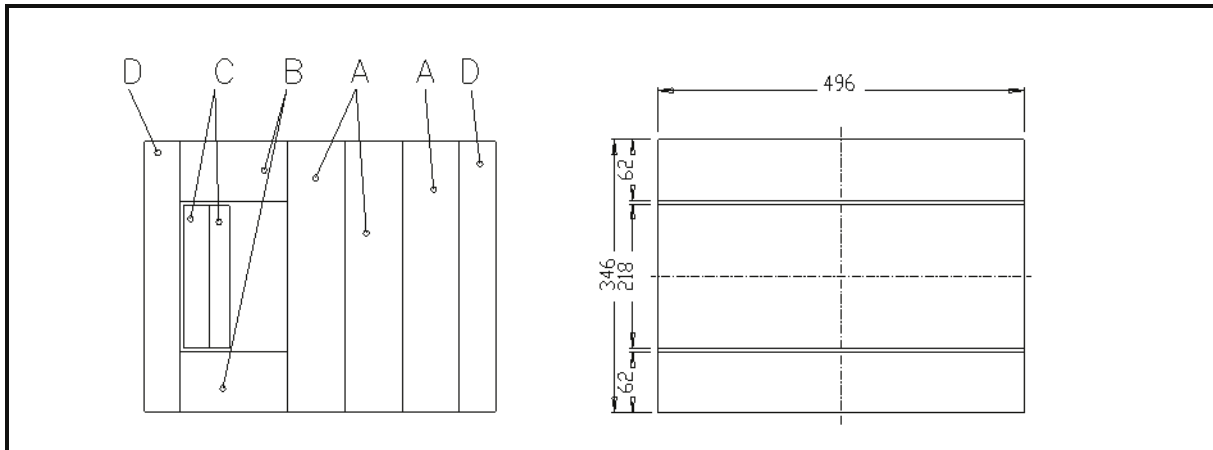
		Stärke	1.1730	1.2767	1.2311	1.2312	1.2085	1.2343
	D	27						
		36						
		46						
 	A	17						
		22						
		27						
		36						
		46						
		56						
		66						
		76						
		86						
		96						
		116						
	B	56						
		76						
		86						
		96						
		116						
	C	17						
		22						


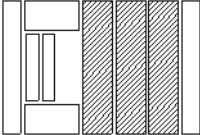
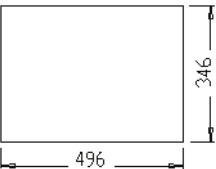
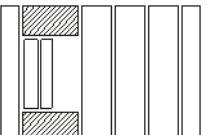
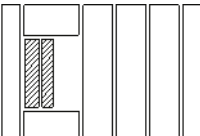
346x446 P



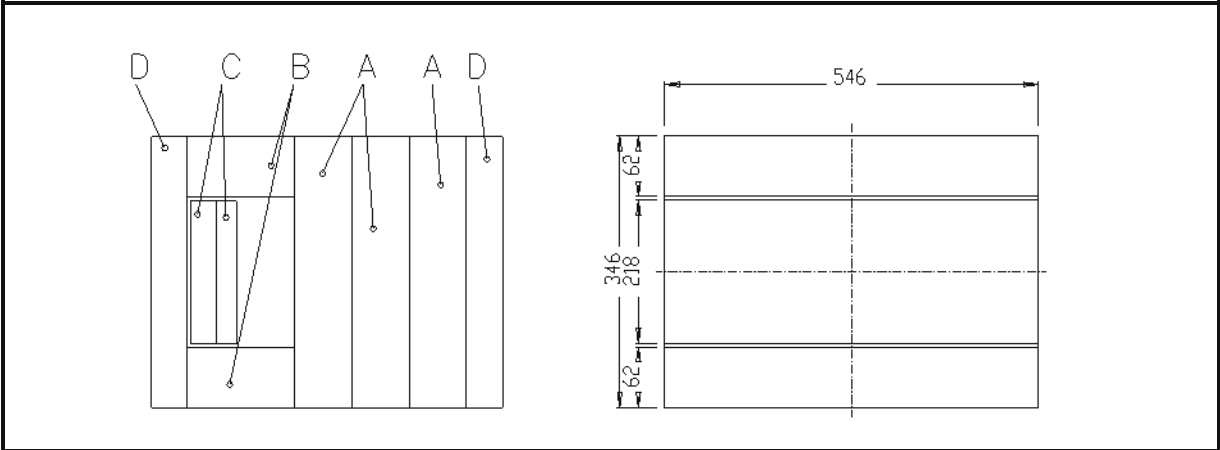
		Stärke	1.1730	1.2767	1.2311	1.2312	1.2085	1.2343
	D	22						
		27						
		36						
		46						
 	A	17						
		22						
		27						
		36						
		46						
		56						
		66						
		76						
		86						
		96						
		116						
	B	56						
		76						
		86						
		96						
		116						
	C	17						
		22						
		27						

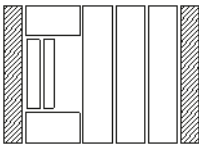
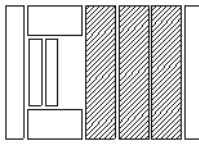
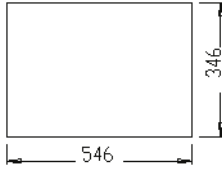
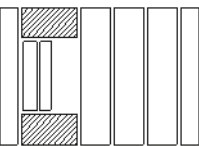
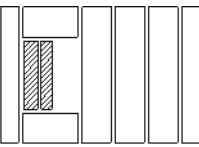
346x496 P



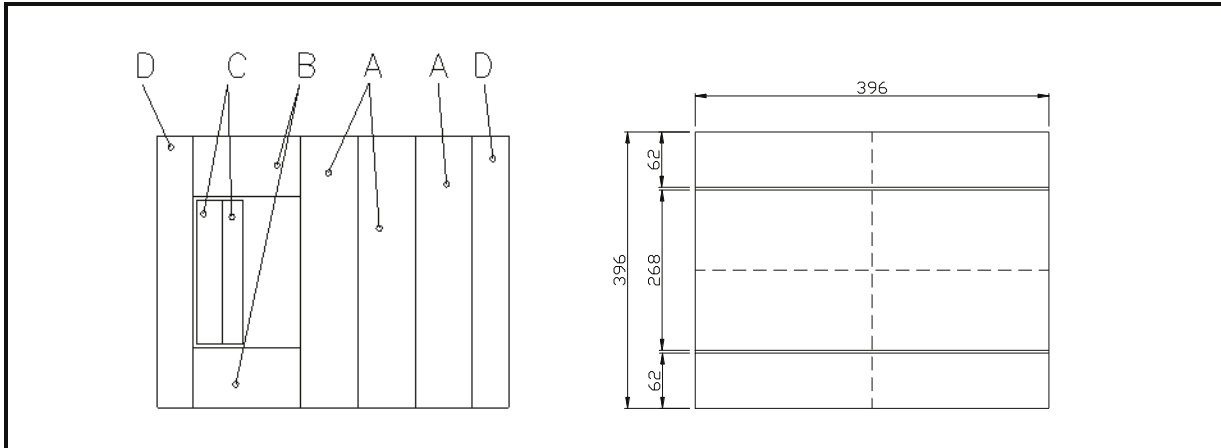
		Stärke	1.1730	1.2767	1.2311	1.2312	1.2085	1.2343
	D	22						
		27						
		36						
		46						
 	A	17						
		22						
		27						
		36						
		46						
		56						
		66						
		76						
		86						
		96						
		116						
	B	56						
		66						
		76						
		86						
		96						
		116						
	C	17						
		22						
		27						

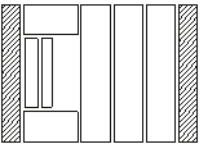
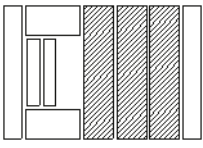
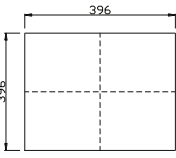
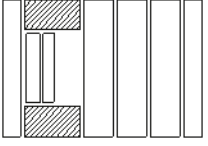
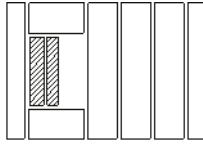
346x546 P



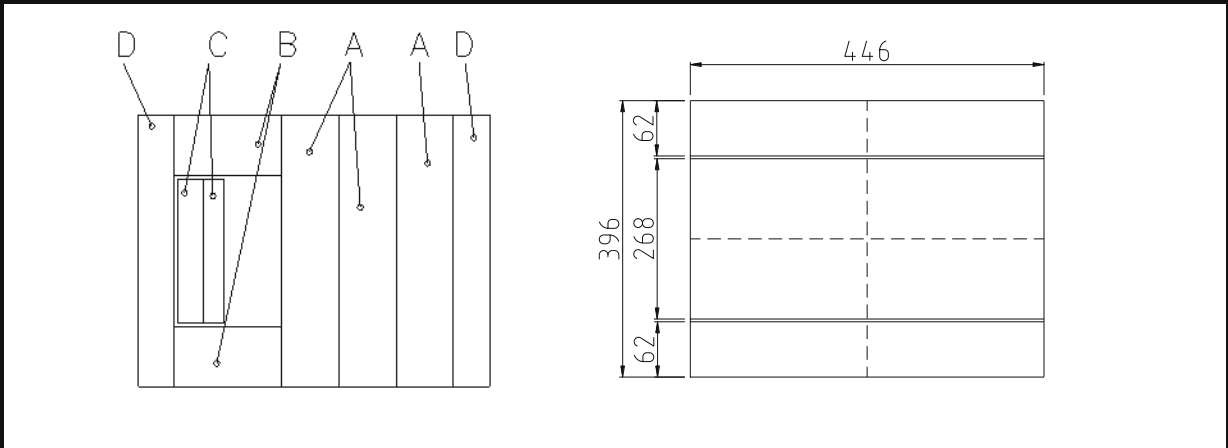
		Stärke	1.1730	1.2767	1.2311	1.2312	1.2085	1.2343
	D	36						
		46						
		56						
 	A	22						
		27						
		36						
		46						
		56						
		66						
		76						
		86						
		96						
		116						
	B	66						
		76						
		86						
		96						
		116						
	C	17						
		22						
		27						

396x396 P



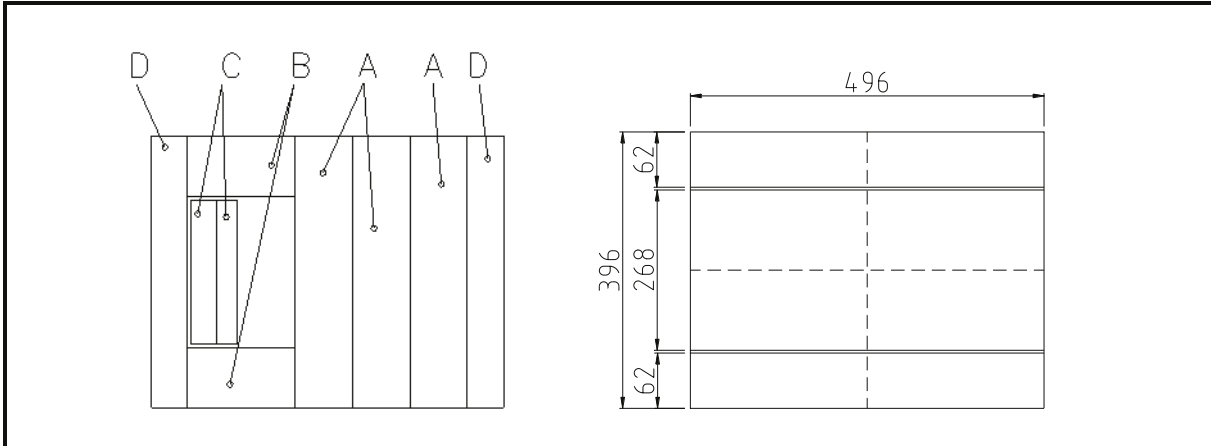
		Stärke	1.1730	1.2767	1.2311	1.2312	1.2085	1.2343
	D							
 	A	22						
		27						
		36						
		46						
		56						
		66						
		76						
		86						
		96						
		116						
	B	56						
		66						
		76						
		86						
		96						
		116						
	C	17						
		22						
		27						

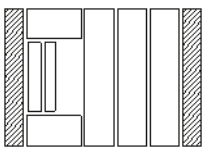
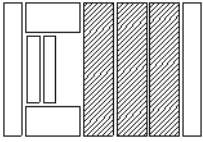
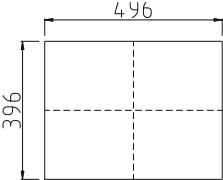
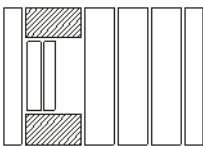
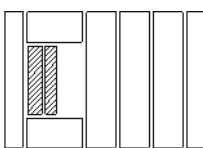
396x446 P



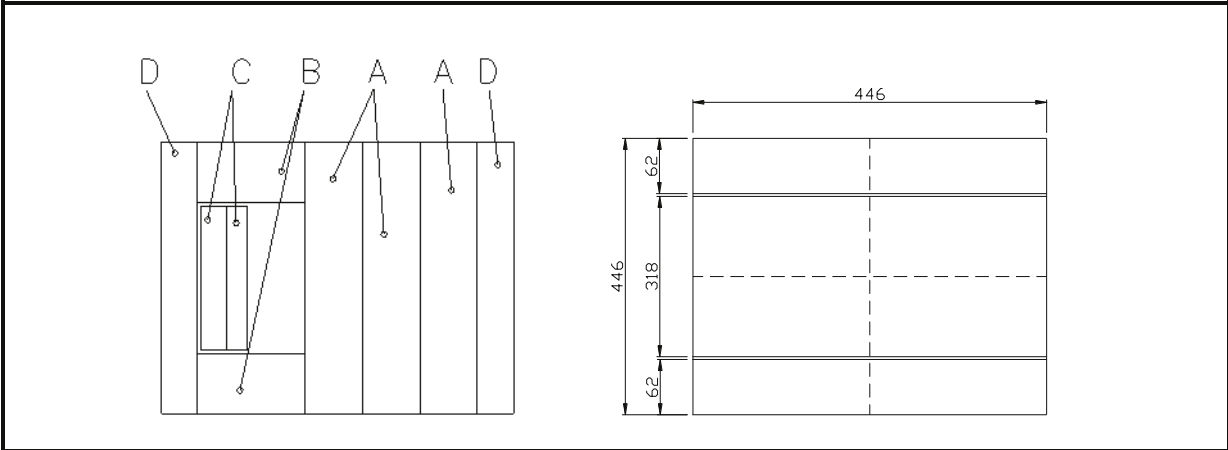
		Stärke	1.1730	1.2767	1.2311	1.2312	1.2085	1.2343
	D	22						
		27						
		36						
		46						
 	A	22						
		27						
		36						
		46						
		56						
		66						
		76						
		86						
		96						
		116						
	B	56						
		66						
		76						
		86						
		96						
		116						
	C	17						
		22						
		27						

396x496 P



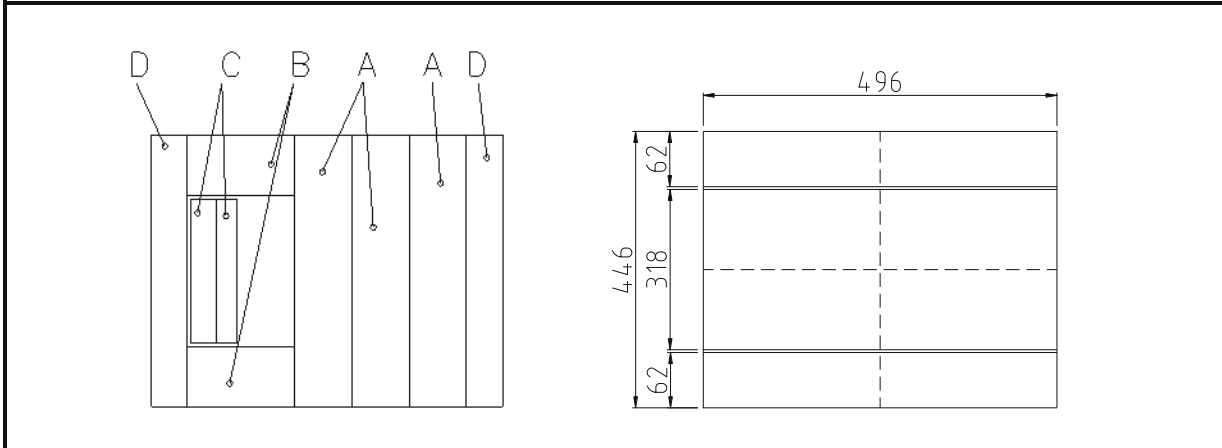
		Stärke	1.1730	1.2767	1.2311	1.2312	1.2085	1.2343
	D	22						
		27						
		36						
		46						
		56						
 	A	22						
		27						
		36						
		46						
		56						
		66						
		76						
		86						
		96						
		116						
136								
	B	56						
		66						
		76						
		86						
		96						
		116						
136								
	C	17						
		22						
		27						

446x446 P



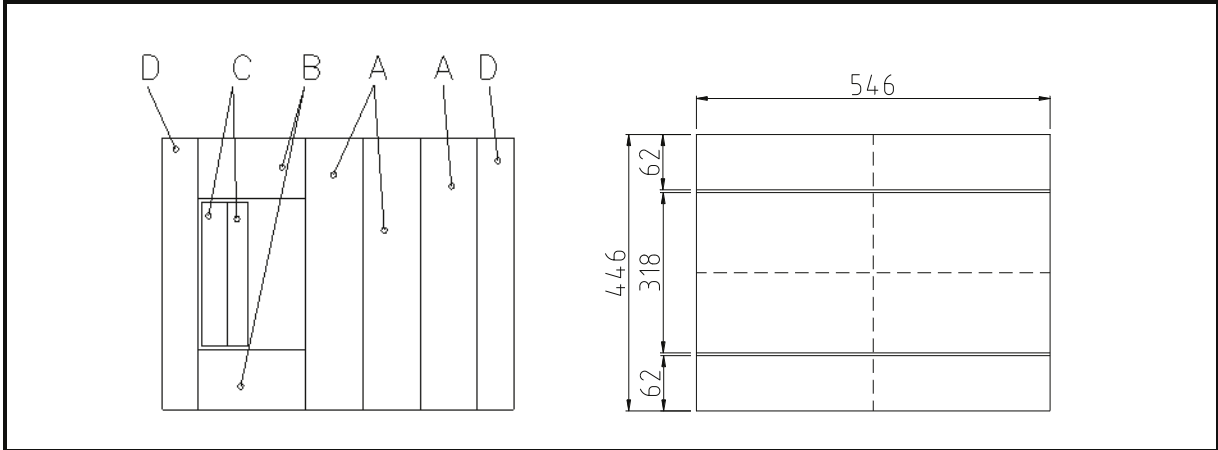
		Stärke	1.1730	1.2767	1.2311	1.2312	1.2085	1.2343
	D							
 	A	22						
		27						
		36						
		46						
		56						
		66						
		76						
		86						
		96						
		116						
	B	56						
		66						
		76						
		86						
		96						
		116						
	C	17						
		22						
		27						

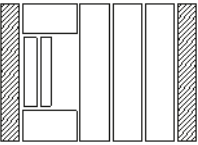
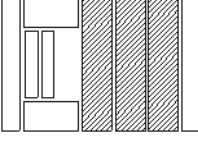
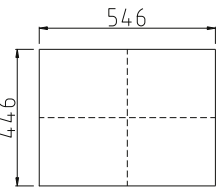
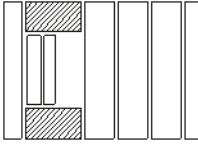
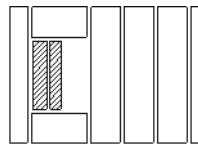
446x496 P



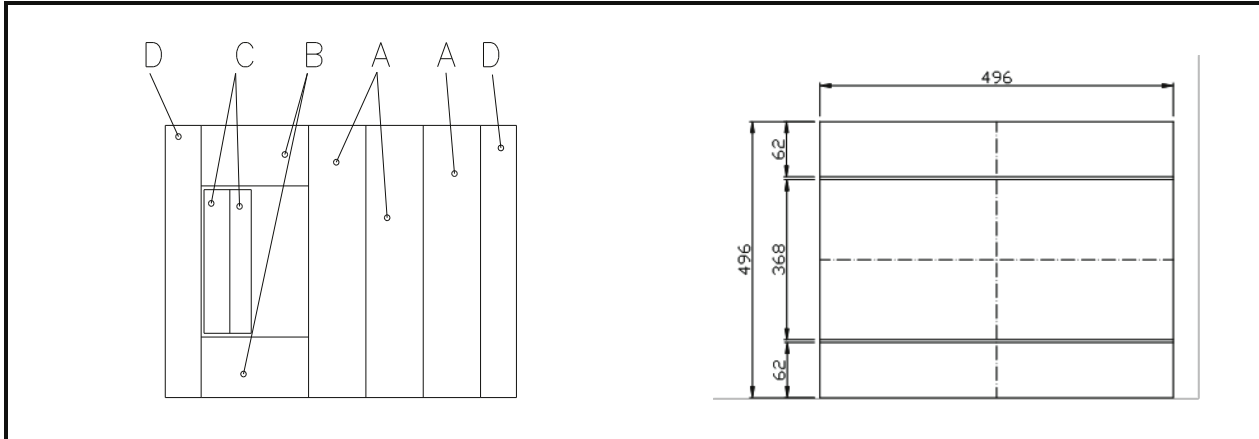
		Stärke	1.1730	1.2767	1.2311	1.2312	1.2085	1.2343
	D	27						
		36						
		46						
		56						
 	A	22						
		27						
		36						
		46						
		56						
		66						
		76						
		86						
		96						
		116						
		136						
	B	56						
		66						
		76						
		86						
		96						
		116						
		136						
	C	17						
		22						
		27						

446x546 P



		Stärke	1.1730	1.2767	1.2311	1.2312	1.2085	1.2343
	D	27						
		36						
		46						
 	A	27						
		36						
		46						
		56						
		66						
		76						
		86						
		96						
		116						
		136						
	B	66						
		76						
		86						
		96						
		116						
		136						
	C	17						
		22						
		27						

496x496 P



		Stärke	1.1730	1.2767	1.2311	1.2312	1.2083
	D						
	A	27					
		36					
		46					
		56					
		66					
		76					
		86					
		96					
		116					
		136					
	B	66					
		76					
		86					
		96					
		116					
		136					
	C	22					
		27					
		36					

Werkstoffbeschreibung

Material	DIN-Bezeichnung	Eigenschaften	Festigkeit
1.1730	C 45 W	Unlegierter Werkzeugstahl, harte Oberfläche, zäher Kern, gut zerspanbar	ca. 640 N/mm ²
1.2085	X 33 Cr S 16	Vorvergüteter Werkzeugstahl, gut zerspanbar, korrosionsbeständig	ca. 1080 N/mm ²
1.2311	40 Cr Mn Mo 7	Vorvergüteter Werkzeugstahl, gute Polierfähigkeit, Fotoätzen und Strukturrodieren möglich	ca. 1085 N/mm ²
1.2312	40 Cr Mn Mo S 8 6	Vorvergüteter Werkzeugstahl, gut zerspanbar, große Zähigkeit, schweißbar und polierfähig	ca. 1080 N/mm ²
1.2343	X 38 Cr Mo V 51	Hohe Warmverschleißfestigkeit, Kunststoffformen – Hochleistungswarmarbeitsstahl	ca. 780 N/mm ²
1.2767	X 45 Ni Cr Mo 4	Spezial-Durchhärtestahl, hochpolierfähig, maßbeständig, gleichmäßig durchhärtend	ca. 830 N/mm ²
3.4365	Al Zn Mg Cu 1,5	Hochfestes Aluminium, optimale Wärmeleitfähigkeit, gut bearbeitbar, Gewichtseinsparung	ca. 565 N/mm ²

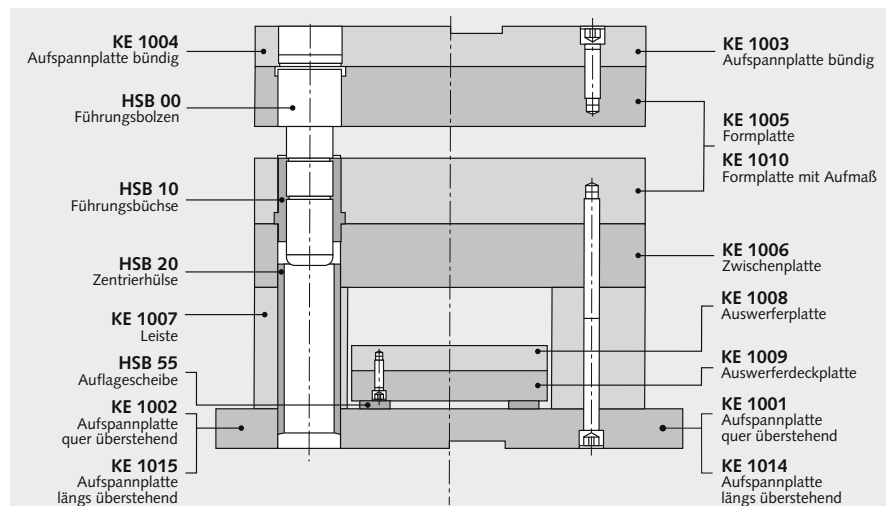
Standardgrößen

b \ L	130	156	196	246	296	346	396	446	496	546	596	696	796
100													
156													
190													
196													
218													
246													
296													
346													
396													
446													
496													
596													
696													



Standardgröße vorrätig
 Bestellgröße

Formaufbau




Online-Shop



KE-Platten, P-Platten
Stammformen in den Größen
100 x 130 mm bis 596 x 796 mm
in standardisierter Ausführung



Führungselemente, Auswerfer,
Kühltechnik und Zubehörteile
für den Formenbau



Präzisions-Flachstahl
nach DIN 59350



DIN- und Norm-Teile
für den Formenbau und
die Stanztechnik



Normalien und Hilfsmittel
für die Stanztechnik,
Chemieprodukte



Backenwerkzeug
Typ A Auswerferform,
Typ B Abstreiferform

**Beachten Sie bitte die
wechselnden Aktionen in
unserem HSB-Onlineshop**



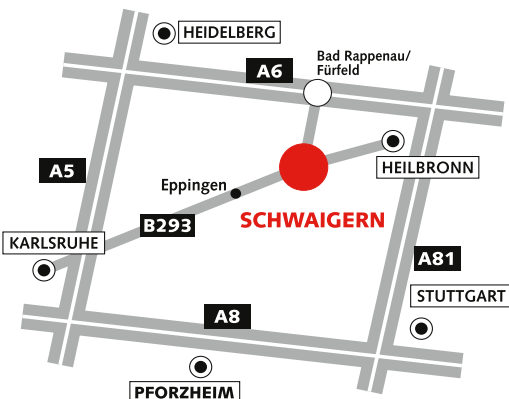
www.hsb-shop.de

Realisierung **kurzfristiger** Kundenaufträge durch eigene Bearbeitungszentren!

Bearbeitung von Formaufbauten inklusive Lieferung von
Komplettzubehör.

Sonderbearbeitung nach Kundenanforderung:

- Taschenausfräsungen, Kühlbohrungen,
Schrägsäulen, Schieberführungen, ...
- max. Bearbeitungsgrößen 3000 x 2000 mm
- Tieflochbohren bis Ø 36 x 1000 mm



HSB **NORMALIEN**[®]
high quality components



HSB Normalien GmbH
Industriestraße 4

74193 Schwaigern, Germany

Tel. +49-(0)7138-812749-0

Fax +49-(0)7138-812749-90

E-mail info@hsb-normalien.de

Internet www.hsb-normalien.de